

OC Community Services

Program Year 2010-11

Consolidated Annual Performance
and Evaluation Report

A. FINANCIAL SUMMARY

IDIS-PR26 REPORT

PR 26 - CDBG Financial Summary Report

Run Date: 08/25/11

Metrics

Grantee

Program Year

ORANGE COUNTY , CA 2010

PART I: SUMMARY OF CDBG RESOURCES

01 UNEXPENDED CDBG FUNDS AT END OF PREVIOUS PROGRAM YEAR	3,021,662.83
02 ENTITLEMENT GRANT	4,365,598.00
03 SURPLUS URBAN RENEWAL	0
04 SECTION 108 GUARANTEED LOAN FUNDS	0
05 CURRENT YEAR PROGRAM INCOME	312,414.91
06 RETURNS	0
07 ADJUSTMENT TO COMPUTE TOTAL AVAILABLE	0
08 TOTAL AVAILABLE (SUM, LINES 01-07)	7,699,675.74

PART II: SUMMARY OF CDBG EXPENDITURES

09 DISBURSEMENTS OTHER THAN SECTION 108 REPAYMENTS AND PLANNING/ADMINISTRATION	4,320,784.17
10 ADJUSTMENT TO COMPUTE TOTAL AMOUNT SUBJECT TO LOW/MOD BENEFIT	0
11 AMOUNT SUBJECT TO LOW/MOD BENEFIT (LINE 09 + LINE 10)	4,320,784.17
12 DISBURSED IN IDIS FOR PLANNING/ADMINISTRATION	762,313.91
13 DISBURSED IN IDIS FOR SECTION 108 REPAYMENTS	0
14 ADJUSTMENT TO COMPUTE TOTAL EXPENDITURES	0
15 TOTAL EXPENDITURES (SUM, LINES 11-14)	5,083,098.08
16 UNEXPENDED BALANCE (LINE 08 - LINE 15)	2,616,577.66

PART III: LOW/MOD BENEFIT THIS REPORTING PERIOD

17 EXPENDED FOR LOW/MOD HOUSING IN SPECIAL AREAS	0
18 EXPENDED FOR LOW/MOD MULTI-UNIT HOUSING	330,331.83
19 DISBURSED FOR OTHER LOW/MOD ACTIVITIES	3,990,452.34
20 ADJUSTMENT TO COMPUTE TOTAL LOW/MOD CREDIT	0
21 TOTAL LOW/MOD CREDIT (SUM, LINES 17-20)	4,320,784.17
22 PERCENT LOW/MOD CREDIT (LINE 21/LINE 11)	100.00%


LOW/MOD BENEFIT FOR MULTI-YEAR CERTIFICATIONS

23 PROGRAM YEARS(PY) COVERED IN CERTIFICATION	PY: 2008 PY: 2009 PY: 2010
24 CUMULATIVE NET EXPENDITURES SUBJECT TO LOW/MOD BENEFIT CALCULATION	11,707,840.71
25 CUMULATIVE EXPENDITURES BENEFITING LOW/MOD PERSONS	11,707,840.71
26 PERCENT BENEFIT TO LOW/MOD PERSONS (LINE 25/LINE 24)	100.00%

PART IV: PUBLIC SERVICE (PS) CAP CALCULATIONS

27 DISBURSED IN IDIS FOR PUBLIC SERVICES	676,322.60
--	------------

28 PS UNLIQUIDATED OBLIGATIONS AT END OF CURRENT PROGRAM YEAR	177.4
29 PS UNLIQUIDATED OBLIGATIONS AT END OF PREVIOUS PROGRAM YEAR	0
30 ADJUSTMENT TO COMPUTE TOTAL PS OBLIGATIONS	0
31 TOTAL PS OBLIGATIONS (LINE 27 + LINE 28 - LINE 29 + LINE 30)	676,500.00
32 ENTITLEMENT GRANT	4,365,598.00
33 PRIOR YEAR PROGRAM INCOME	177,706.47
34 ADJUSTMENT TO COMPUTE TOTAL SUBJECT TO PS CAP	-7,036.39
35 TOTAL SUBJECT TO PS CAP (SUM, LINES 32-34)	4,536,268.08
36 PERCENT FUNDS OBLIGATED FOR PS ACTIVITIES (LINE 31/LINE 35)	14.91%
PART V: PLANNING AND ADMINISTRATION (PA) CAP	
37 DISBURSED IN IDIS FOR PLANNING/ADMINISTRATION	762,313.91
38 PA UNLIQUIDATED OBLIGATIONS AT END OF CURRENT PROGRAM YEAR	157,276.51
39 PA UNLIQUIDATED OBLIGATIONS AT END OF PREVIOUS PROGRAM YEAR	20,878.19
40 ADJUSTMENT TO COMPUTE TOTAL PA OBLIGATIONS	0
41 TOTAL PA OBLIGATIONS (LINE 37 + LINE 38 - LINE 39 +LINE 40)	898,712.23
42 ENTITLEMENT GRANT	4,365,598.00
43 CURRENT YEAR PROGRAM INCOME	312,414.91
44 ADJUSTMENT TO COMPUTE TOTAL SUBJECT TO PA CAP	-117.45
45 TOTAL SUBJECT TO PA CAP (SUM, LINES 42-44)	4,677,895.46
46 PERCENT FUNDS OBLIGATED FOR PA ACTIVITIES (LINE 41/LINE 45)	19.21%



Program Year 2010-11
Consolidated Annual Performance
and Evaluation Report

B. SUMMARY OF ACCOMPLISHMENTS

IDIS-PR23 REPORT

U.S. DEPARTMENT OF HOUSING AND URBAN DEVELOPMENT
 OFFICE OF COMMUNITY PLANNING AND DEVELOPMENT
 PR23 (7 of 7) - Home Unit Completions by Racial / Ethnic Category

DATE: 9/1/2011
 TIME: 6:56:50 pm
 PAGE: 1/2


	Rentals		First Time Homebuyers		Existing Homeowners		Total, Rentals and TBRA		Total, Homebuyers and Homeowners	
	Units Completed	Hispanics Completed	Units Completed	Hispanics Completed	Units Completed	Hispanics Completed	Units Completed	Hispanics Completed	Units Completed	Hispanics Completed
White	5	0	0	0	3	0	5	0	3	0
Other multi-racial	0	0	2	2	0	0	0	0	2	2
Asian/Pacific Islander (valid until 03-31-04)	1	1	0	0	0	0	1	1	0	0
Hispanic (valid until 03-31-04)	14	14	0	0	1	1	14	14	1	1
Total	20	15	2	2	4	1	20	15	6	3

IDIS

U.S. DEPARTMENT OF HOUSING AND URBAN DEVELOPMENT
OFFICE OF COMMUNITY PLANNING AND DEVELOPMENT
PR23 (7 of 7) - Home Unit Completions by Racial / Ethnic Category

DATE: 9/1/2011
TIME: 6:56:50 pm
PAGE: 2/2

	Grand Total	Units Completed	Units Completed - Hispanics
White	8	0	0
Other multi-racial	2	2	2
Asian/Pacific Islander (valid until 03-31-04)	1	1	1
Hispanic (valid until 03-31-04)	15	15	15
Total	26	18	18




Program Year 2010-11

Consolidated Annual Performance
and Evaluation Report

C. CDBG ACTIVITY SUMMARY
REPORT

IDIS-PR03 REPORT



U.S. Department of Housing and Urban Development
Office of Community Planning and Development
Integrated Disbursement and Information System
CDBG Activity Summary Report (GPR) for Program Year 2010
ORANGE COUNTY

Date: 01-Sep-2011
Time: 18:28
Page: 1

PGM Year: 1994
Project: 0002 - CONVERTED CDBG ACTIVITIES
IDIS Activity: 2 - CDBG COMMITTED FUNDS ADJUSTMENT

Status: Open
Location: ,
Objective:
Outcome:
Matrix Code: General Program Administration (21A) **National Objective:**
Description:

Initial Funding Date: 01/01/0001

Financing
 Funded Amount: 50,263,644.74
 Drawn Thru Program Year: 50,263,644.74
 Drawn In Program Year: 0.00

Proposed Accomplishments

Annual Accomplishments	Accomplishment Narrative
Year	# Benefitting

PGM Year: 1999	
Project: 0068 - Org. Co. H&CD-New Hsg. Dev. Acq./Const.HOME Funds	
IDIS Activity: 1153 - O.C. H&CD Acquist/Construction Housing	

Status: Open
Location: ,
Objective:
Outcome:
Matrix Code: Acquisition of Real Property (01) **National Objective:**

Initial Funding Date: 07/01/1999

Financing
 Funded Amount: 12,857.16
 Drawn Thru Program Year: 12,857.16
 Drawn In Program Year: 0.00

Proposed Accomplishments

Annual Accomplishments	Accomplishment Narrative
Year	# Benefitting

Objective: KC99052UTL.
 BOTH CDBG & HOME FUNDING FOR ACQUISTCONSTR OF AFFORDABLE RENTAL HOUSING UNITS.
 COSTS INCL
 DEVELOPMENT & RELATED COSTS OF FINANCING.62911 - Reopened activity to change activity category for HOME to Adminm the reclosed.
 (Previously drawn down was \$1,600.15 in staff cost)63011-Re-opened activity to change activity category for CDBG to Admin.
 Requested assistance from TA via email to complete.
 LF72111 - IDIS system will not allow this activity to be changed from rental to admin.
 - currently working with our local HUD office on this.cw

PGM Year: 2008	
Project: 0004 - COMMUNITY CENTER IMPROVEMENTS	
IDIS Activity: 1788 - COMMUNITY CENTER IMPROVEMENTS	

Status: Open
Objective: Create suitable living environments

Location: COMMUNITY CENTERS ORANGE, ANAHEIM, AND MIDWAY CITY ORANGE COUNTY, CA 92804

Outcome: Availability/accessibility
 Matrix Code: Neighborhood Facilities (03E) National Objective: LMA

Initial Funding Date: 10/27/2008
Financing
 Funded Amount: 284,000.00
 Drawn Thru Program Year: 179,634.35
 Drawn In Program Year: 119,171.27

Proposed Accomplishments

Public Facilities : 1
 Total Population in Service Area: 1,973
 Census Tract Percent Low / Mod: 51.40

Annual Accomplishments Accomplishment Narrative

Year # Benefitting
 2008

YEAR END-CONTRACT EXTENDED SIX MONTHS TO SOLICIT BIDS, EVALUATION OF CONSTRUCTION NEEDS OF COMMUNITY CENTERS. LF. Sidewalks, lighting, patio breeze way for the preschool children, air and heating maintenance for three community centers. lf 7/27/11

PGM Year: 2007

Project: 0057 - HCS AFFORDABLE HOUSING-CDBG, COUNTY OF ORANGE HCS DEPT.

IDIS Activity: 1831 - HCS AFFORDABLE HOUSING-CDBG

Status: Canceled
 Location: COUNTY WIDE COUNTY WIDE, CA 92706

Objective: Provide decent affordable housing
 Outcome: Affordability
 Matrix Code: Acquisition of Real Property (01) National Objective: LMH

Initial Funding Date: 03/04/2008

Financing
 Funded Amount: 0.00
 Drawn Thru Program Year: 0.00
 Drawn In Program Year: 0.00

Proposed Accomplishments

Housing Units : 84

Actual Accomplishments

Number assisted:

	Owner		Renter		Total		Person	
	Total	Hispanic	Total	Hispanic	Total	Hispanic	Total	Hispanic
White:	0	0	0	0	0	0	0	0
Black/African American:	0	0	0	0	0	0	0	0
Asian:	0	0	0	0	0	0	0	0
American Indian/Alaskan Native:	0	0	0	0	0	0	0	0
Native Hawaiian/Other Pacific Islander:	0	0	0	0	0	0	0	0
American Indian/Alaskan Native & White:	0	0	0	0	0	0	0	0
Asian White:	0	0	0	0	0	0	0	0

Black/African American & White: 0 0 0 0 0 0 0 0 0 0

American Indian/Alaskan Native & Black/African American: 0 0 0 0 0 0 0 0 0 0

Other multi-racial: 0 0 0 0 0 0 0 0 0 0

Asian/Pacific Islander: 0 0 0 0 0 0 0 0 0 0

Hispanic: 0 0 0 0 0 0 0 0 0 0

Total: 0 0 0 0 0 0 0 0 0 0

Female-headed Households: 0 0 0 0 0 0 0 0 0 0

Income Category:

	Owner	Renter	Total	Person
Extremely Low	0	0	0	0
Low Mod	0	0	0	0
Moderate	0	0	0	0
Non Low Moderate	0	0	0	0
Total	0	0	0	0
Percent Low/Mod				

Annual Accomplishments **Accomplishment Narrative**

PGM Year: 2009

Project: 0001 - SINGLE-FAMILY REHABILITATION-CITY OF BREA

IDIS Activity: 1840 - SINGLE-FAMILY REHAB-CITY OF BREA

Status: Completed **Objective:** Provide decent affordable housing

Location: CITYWIDE BREA, CA 92821 **Outcome:** Affordability

Matrix Code: Rehab; Single-Unit Residential (14A) **National Objective:** LMH

Initial Funding Date: 08/19/2009

Financing

Funded Amount: 210,184.01

Drawn Thru Program Year: 210,184.01

Drawn In Program Year: 17,457.40

Proposed Accomplishments

Housing Units : 12

Actual Accomplishments

Number assisted:

	Owner		Renter		Total	
	Total	Hispanic	Total	Hispanic	Total	Hispanic
White:	23	2	0	0	23	2
Black/African American:	0	0	0	0	0	0
Asian:	0	0	0	0	0	0
American Indian/Alaskan Native:	0	0	0	0	0	0

Native Hawaiian/Other Pacific Islander:	0	0	0	0	0	0	0	0	0	0	0	0	0
American Indian/Alaskan Native & White:	0	0	0	0	0	0	0	0	0	0	0	0	0
Asian White:	0	0	0	0	0	0	0	0	0	0	0	0	0
Black/African American & White:	0	0	0	0	0	0	0	0	0	0	0	0	0
American Indian/Alaskan Native & Black/African American:	0	0	0	0	0	0	0	0	0	0	0	0	0
Other multi-racial:	0	0	0	0	0	0	0	0	0	0	0	0	0
Asian/Pacific Islander:	0	0	0	0	0	0	0	0	0	0	0	0	0
Hispanic:	0	0	0	0	0	0	0	0	0	0	0	0	0
Total:	23	2	0	0	0	0	0	0	23	2	0	0	0

Female-headed Households: 12

<i>Income Category:</i>	Owner	Renter	Total	Person
Extremely Low	15	0	15	0
Low Mod	5	0	5	0
Moderate	3	0	3	0
Non Low Moderate	0	0	0	0
Total	23	0	23	0
Percent Low/Mod	100.0%		100.0%	

Annual Accomplishments **Accomplishment Narrative**

Year # Benefiting 2009 23 Year-End: The City of Brea actively provides single-family rehabilitation services for low-income households and has completed 17 housing units this year. This contract has been extended through Dec. 31, 2010 and 6 more units will be completed. The City has exceeded its accomplishments.LF 7/22/10

PGM Year: 2009
Project: 0002 - LEMON/LIME RENTAL REHABILITATION PROJECT-CITY OF CYPRESS
IDIS Activity: 1841 - LEMON/LIME RENTAL REHAB PROJECT-CYPRESS

Status: Completed **Objective:** Provide decent affordable housing
Location: 6000 BLOCK OF LEMON AVENUE AND LIME AVENUE. **Outcome:** Affordability
 CYPRESS, CA 90630 **Matrix Code:** Rehab; Multi-Unit Residential (14B) **National Objective:** LMH

Initial Funding Date: 08/19/2009 **Description:**
Financing FUNDS WILL BE USED TO REHABILITATE 3 RENTAL 4-PLEXES UP TO\$35,000. IN THE FORM OF A
 Funded Amount: 39,185.16 LOW OR NO-INTEREST LOAN WITH PAYMENT DEFERRED UNTIL THE PROPERTY IS SOLD OR
 Drawn Thru Program Year: 39,185.16 REFINANCED.
 Drawn In Program Year: 24,714.36

Proposed Accomplishments
 Housing Units : 3

Actual Accomplishments

Number assisted:

	Owner		Renter		Total		Person	
	Total	Hispanic	Total	Hispanic	Total	Hispanic	Total	Hispanic
White:	4	0	0	0	4	0	0	0
Black/African American:	0	0	0	0	0	0	0	0
Asian:	0	0	0	0	0	0	0	0
American Indian/Alaskan Native:	0	0	0	0	0	0	0	0
Native Hawaiian/Other Pacific Islander:	0	0	0	0	0	0	0	0
American Indian/Alaskan Native & White:	0	0	0	0	0	0	0	0
Asian White:	0	0	0	0	0	0	0	0
Black/African American & White:	0	0	0	0	0	0	0	0
American Indian/Alaskan Native & Black/African American:	0	0	0	0	0	0	0	0
Other multi-racial:	0	0	0	0	0	0	0	0
Asian/Pacific Islander:	0	0	0	0	0	0	0	0
Hispanic:	0	0	0	0	0	0	0	0
Total:	4	0	0	0	4	0	0	0
Female-headed Households:	1		0		1			

Income Category:

	Owner	Renter	Total	Person
Extremely Low	1	0	1	0
Low Mod	2	0	2	0
Moderate	1	0	1	0
Non Low Moderate	0	0	0	0
Total	4	0	4	0
Percent Low/Mod	100.0%		100.0%	

Annual Accomplishments

Year # Benefiting

2009 4

Accomplishment Narrative

Year End: The City has requested a 6-month contract extension due to delays in the project. Contract term is July 1, 2010 through Decemeber 31, 2010. LF 8/3/10
 1st Quarter: Staff processed 3 applications from property owners seeking program participation, the applicants have commenced the bid phase and one applicant has obtained loan proceeds and commenced construction. One 4-units apartment building received a rehab loan. If 12/8/10 close out completed; recaptured \$104,314.84. If 3/4/11

PGM Year: 2009

Project: 0004 - ALISO MEADOWS REHABILITATION PROJECT-CITY OF LAGUNA HILLS

IDIS Activity: 1843 - ALISO MEADOWS REHAB PROJECT-LAGUNA HILLS

Status: Completed
Location: 25832 VIA LOMAS LAGUNA HILLS, CA 92653

Objective: Create suitable living environments
Outcome: Availability/accessibility

Matrix Code: Rehab; Single-Unit Residential (14A) **National Objective:** LMH

Initial Funding Date: 08/19/2009
Financing 212,966.02
 Funded Amount: 212,966.02
 Drawn Thru Program Year: 200,929.19
 Drawn In Program Year: 200,929.19

Proposed Accomplishments
 Housing Units : 10

Actual Accomplishments
 Number assisted:

	Owner		Renter		Total		Person	
	Total	Hispanic	Total	Hispanic	Total	Hispanic	Total	Hispanic
White:	28	26	0	0	28	26	0	0
Black/African American:	0	0	0	0	0	0	0	0
Asian:	3	0	0	0	3	0	0	0
American Indian/Alaskan Native:	0	0	0	0	0	0	0	0
Native Hawaiian/Other Pacific Islander:	0	0	0	0	0	0	0	0
American Indian/Alaskan Native & White:	0	0	0	0	0	0	0	0
Asian White:	0	0	0	0	0	0	0	0
Black/African American & White:	0	0	0	0	0	0	0	0
American Indian/Alaskan Native & Black/African American:	0	0	0	0	0	0	0	0
Other multi-racial:	0	0	0	0	0	0	0	0
Asian/Pacific Islander:	0	0	0	0	0	0	0	0
Hispanic:	0	0	0	0	0	0	0	0
Total:	31	26	0	0	31	26	0	0
Female-headed Households:	0		0		0			

Income Category:	Owner		Renter		Total		Person	
	Total	Hispanic	Total	Hispanic	Total	Hispanic	Total	Hispanic
Extremely Low	18	0	0	0	18	0	0	0
Low Mod	6	0	0	0	6	0	0	0
Moderate	7	0	0	0	7	0	0	0
Non Low Moderate	0	0	0	0	0	0	0	0
Total	31	0	0	0	31	0	0	0
Percent Low/Mod	100.0%		100.0%		100.0%			

Annual Accomplishments
 Year # Benefitting 2009 31
Accomplishment Narrative
 Year End: The City of Laguna Hills requested a 6-month contract extension due to program delays. Contract term July 1, 2010 through December 31, 2010. Improvements to 31 units have been completed. 12/11

PGM Year: 2009

Project: 0006 - LEISURE WORLD BATHROOM ACCESSIBILITY-CITY OF SEAL BEACH

IDIS Activity: 1845 - LEISURE WORLD BATHROOM ACCESS-SEAL BEACH

Status: Completed
Location: LEISURE WORLD SENIOR COMMUNITY SEAL BEACH, CA 90740

Objective: Provide decent affordable housing
Outcome: Availability/accessibility

Matrix Code: Rehab; Single-Unit Residential (14A) National Objective: LMH

Initial Funding Date: 08/28/2009

Description: FUNDS WILL BE USED TO PROVIDE GRANTS FOR SENIORS TO IMPROVE BATHROOM ACCESSIBILITYSAFETY BY CONVERTING TUBSHOWER INTO AN ACCESSIBLE SHOWER-ONLY.

Financing

Funded Amount: 216,948.42

Drawn Thru Program Year: 216,948.42

Drawn In Program Year: 5,186.47

Proposed Accomplishments

Housing Units : 40

Actual Accomplishments

Number assisted:

	Owner		Renter		Total		Person	
	Total	Hispanic	Total	Hispanic	Total	Hispanic	Total	Hispanic
White:	88	6	0	0	88	6	0	0
Black/African American:	0	0	0	0	0	0	0	0
Asian:	2	0	0	0	2	0	0	0
American Indian/Alaskan Native:	0	0	0	0	0	0	0	0
Native Hawaiian/Other Pacific Islander:	0	0	0	0	0	0	0	0
American Indian/Alaskan Native & White:	0	0	0	0	0	0	0	0
Asian White:	0	0	0	0	0	0	0	0
Black/African American & White:	0	0	0	0	0	0	0	0
American Indian/Alaskan Native & Black/African American:	0	0	0	0	0	0	0	0
Other multi-racial:	0	0	0	0	0	0	0	0
Asian/Pacific Islander:	0	0	0	0	0	0	0	0
Hispanic:	0	0	0	0	0	0	0	0
Total:	90	6	0	0	90	6	0	0
Female-headed Households:	75		0		75			

Income Category:

	Owner	Renter	Total	Person
Extremely Low	55	0	55	0
Low Mod	18	0	18	0
Moderate	17	0	17	0
Non Low Moderate	0	0	0	0
Total	90	0	90	0
Percent Low/Mod	100.0%		100.0%	

Annual Accomplishments Accomplishment Narrative

Year # Benefiting 2009 90
 During Jan. to March, 2010, 23 housing units were rehabilitated with bathroom accessibility for low-income seniors. LF 6/22/10 Year End: A total of 90 housing units were rehabilitated with Bathroom accessibility for low-income seniors. LF 8/25/10 close out 2/24/11 ff

PGM Year: 2009
Project: 0009 - NEIGHBORHOOD PRESERVATION PROGRAM-OC COMMUNITY SERVICES
IDIS Activity: 1848 - NEIGHBORHOOD PRESERVATION PROGRAM-OCCS
Status: Completed
Location: COUNTYWIDE SANTA ANA, CA 92706
Objective: Provide decent affordable housing
Outcome: Affordability
Matrix Code: Rehab; Single-Unit Residential (14A) **National Objective:** LMH

Initial Funding Date: 08/28/2009
Financing
Funded Amount: 563,500.00
Drawn Thru Program Year: 563,500.00
Drawn In Program Year: 0.00

Proposed Accomplishments

Housing Units : 15

Actual Accomplishments

Number assisted:

	Owner		Renter		Total		Person	
	Total	Hispanic	Total	Hispanic	Total	Hispanic	Total	Hispanic
White:	39	19	0	0	39	19	0	0
Black/African American:	0	0	0	0	0	0	0	0
Asian:	14	0	0	0	14	0	0	0
American Indian/Alaskan Native:	0	0	0	0	0	0	0	0
Native Hawaiian/Other Pacific Islander:	0	0	0	0	0	0	0	0
American Indian/Alaskan Native & White:	0	0	0	0	0	0	0	0
Asian White:	0	0	0	0	0	0	0	0
Black/African American & White:	0	0	0	0	0	0	0	0
American Indian/Alaskan Native & Black/African American:	0	0	0	0	0	0	0	0
Other multi-racial:	0	0	0	0	0	0	0	0
Asian/Pacific Islander:	0	0	0	0	0	0	0	0
Hispanic:	0	0	0	0	0	0	0	0
Total:	53	19	0	0	53	19	0	0

Female-headed Households: 0

Income Category:

	Owner	Renter	Total	Person
Extremely Low	27	0	27	0
Low Mod	21	0	21	0
Moderate	5	0	5	0

Non Low Moderate 0 0 0 0
 Total 53 0 53 0
 Percent Low/Mod 100.0% 100.0%

Annual Accomplishments Accomplishment Narrative

Year # Benefiting

2009 53

Funds in the amount of \$400,000 was transferred to from IDIS # 1830(Mortgage Assistance Program) to IDIS # 1848 (Neighborhood Preservation Program) on 10/21/09 and transfer memo was completed. IDIS# 1830 was cancelled. CW

To date \$324,571.50 has been expended and 31 low-income housing units have been rehabilitated. (JK 12/08/09)
 Project completed and a total of 53 units assisted (JK08/06/10)

PGM Year: 2009

Project: 0011 - DELONGWATSON SEWER CAPACITY IMPROVEMENT DESIGN-CYPRESS

IDIS Activity: 1850 - DELONGWATSON SEWER IMPROVEMENT-CYPRESS

Status: Completed

Location: 5400 BLOCK OF DELONG STREET, 8700-8900 BLOCK OF WATSON STREET CYPRESS, CA 90630

Objective: Create suitable living environments
 Outcome: Sustainability
 Matrix Code: Water/Sewer Improvements (03J) National Objective: LMA

Initial Funding Date: 08/28/2009

Financing

Funded Amount: 132,583.79
 Drawn Thru Program Year: 132,583.79
 Drawn In Program Year: 62,417.91

Description:

FUNDS WILL BE USED FOR THE DESIGN COST ASSOCIATED WITH SEWER CAPACITY IMPROVEMENTS.
 THIS PROJECT LOCATION TRANSVERSES THE AREA FROM THE INTERSECTION OF WALKER ST. & DELONG ST.

Proposed Accomplishments

People (General) : 1,506
 Total Population in Service Area: 2,772
 Census Tract Percent Low / Mod: 60.30

Annual Accomplishments Accomplishment Narrative

Year # Benefiting

2009

During the reporting period, July 1, 2009 through December 31, 2009, conceptual design review for the project was initiated and a Preliminary Design Report (PDR) was prepared. LF 1/27/10 During the reporting period, Jan. to March, 2010, surveying and flow monitoring services were completed. LF 6/21/10 The City has requested a 6-month extension due to project delays. Contract term is July 1, 2010 through Dec. 31, 2010. LF

1st Quarter: Detailed plans and specifications are being prepared and will be completed by late December, 2010. If 12/09/10 closed out project; recaptured \$84,416.21. If 3/4/11

2010

PGM Year: 2009

Project: 0014 - EDWIN T. POWELL BLDG COMMUNITY CENTER IMPROVEMENTS

IDIS Activity: 1853 - EDWIN T. POWELL BLDG IMPROVEMENTS-PLACEN

Status: Completed

Location: 143 S. BRADFORD AVENUE PLACENTIA, CA 92870

Objective: Create suitable living environments
 Outcome: Availability/accessibility
 Matrix Code: Neighborhood Facilities (03E) National Objective: LMA

Initial Funding Date: 08/28/2009
Financing
 Funded Amount: 145,639.97
 Drawn Thru Program Year: 145,639.97
 Drawn In Program Year: 135,944.21

Description:
 FUNDS WILL BE USED FOR BUILDING IMPROVEMENTS INCLUDING: PAINTING, NEW LOCKS, ALARM, ELECTRICAL UPGRADE, ROOFREPLACEMENT, DRINKING FOUNTAINS, ADA ACCESSIBILITY/SIDEWALK

Proposed Accomplishments

Public Facilities : 1
 Total Population in Service Area: 4,231
 Census Tract Percent Low / Mod: 71.10

Annual Accomplishments **Accomplishment Narrative**

Year # Benefitting

2009

The City has requested a 6-month extension due to project delays. Contract term is from July 1, 2010 through December 31, 2010. LF Project completed by 12/31/10. LF

PGM Year: 2009

Project: 0023 - PHASE XII WATER DIST. SYSTEM REPLACEMENT-EASTSIDE WATER ASSN

IDIS Activity: 1863 - PHASE XII WATER DIST. SYS-EASTSIDE WATER

Status: Completed
Location: WESTSIDE OF NEWLAND STREET BETWEEN MADISON AND HAZARD. MIDWAY CITY, CA 92655

Objective: Create suitable living environments
Outcome: Sustainability
Matrix Code: Water/Sewer Improvements (03J) **National Objective:** LMA

Initial Funding Date: 08/28/2009

Financing
 Funded Amount: 276,813.00
 Drawn Thru Program Year: 276,813.00
 Drawn In Program Year: 42,284.51

Description:
 FUNDS WILL BE USED FOR THE REPLACEMENT OF 1,450 LINEAR FEET OF EXISTING CRACKED, AND COUPLING-PATCHED, 4" TRANSIT DRINKING WATER DISTRIBUTION LINES.

Proposed Accomplishments

People (General) : 144
 Total Population in Service Area: 4,583
 Census Tract Percent Low / Mod: 54.90

Annual Accomplishments **Accomplishment Narrative**

Year # Benefitting

2009

2/10 - Due to legal issues have terminated existing agreement with primary contractor and awarded contract to bidder #2.
 3/10 - Preconstruction meeting held, construction to begin in April.
 4/10 - To date have installed 1050 lf. of new water line.
 6/10 - Issues with first contractor have negatively impacted project has timeline. Contract extended to 12/31/10.
 8/10 - Impacted property owners expected to be connected to new water line by 8/30/10. Project anticipated to be completed prior to 12/31/10 deadline.
 12/30/10 - Received final invoice as project has been completed.

PGM Year: 2009

Project: 0030 - OC FAIR HOUSING ED., COUNSELING, & ENFORCEMENT-OC FAIR HSING

IDIS Activity: 1870 - FAIR HOUSING ED., COUNSELING, ENFORCEMENT

Status: Completed
Location: 201 S. BROADWAY SANTA ANA, CA 92702

Objective:
Outcome: Fair Housing Activities (subject to 20% Admin Cap) (21D) National Objective:

Initial Funding Date: 08/28/2009

Financing
Funded Amount: 73,750.00
Drawn Thru Program Year: 73,750.00
Drawn In Program Year: 20,878.19

Proposed Accomplishments

Annual Accomplishments	Accomplishment Narrative
Year # Benefitting	

PGM Year: 2009

Project: 0036 - COUNTY OF ORANGE-OCCS ADMINISTRATION OF YORBA LINDA CDBG

IDIS Activity: 1876 - OCCS ADMINISTRATION OF YORBA LINDA CDBG

Status: Completed
Location: CITYWIDE YORBA LINDA, CA 92886

Objective:
Outcome: General Program Administration (21A) National Objective:

Initial Funding Date: 08/28/2009

Financing
Funded Amount: 19,070.18
Drawn Thru Program Year: 19,070.18
Drawn In Program Year: 0.00

Proposed Accomplishments

Annual Accomplishments	Accomplishment Narrative
Year # Benefitting	

PGM Year: 2009

Project: 0037 - COUNTY OF ORANGE-OCCS ADMINISTRATION OF CDBG

IDIS Activity: 1877 - COUNTY OF ORANGE-OCCS ADMIN OF CDBG

Status: Completed
Location: COMMUNITYWIDE SANTA ANA, CA 92706

Objective:
Outcome: General Program Administration (21A) National Objective:

Initial Funding Date: 08/28/2009
Financing: COUNTY WILL USE FUNDS FOR OVERALL PROGRAM ADMINISTRATION OF HUD-SPONSORED URBAN COUNTY PROGRAMS.
 Includes SALARIES,BENEFITS,SUPPLIES, AND MATERIALS.

Funded Amount: 720,802.00
Drawn Thru Program Year: 720,802.00
Drawn In Program Year: 0.00

Proposed Accomplishments

Annual Accomplishments **Accomplishment Narrative**

Year # Benefitting

PGM Year: 2009
Project: 0043 - MULTI-FAMILY REHABILITATION-CITY OF YORBA LINDA
IDIS Activity: 1883 - MULTI-FAMILY REHABILITATION-YORBA LINDA

Status: Completed
Location: CITY WIDE YORBA LINDA, CA 92886

Objective: Provide decent affordable housing
Outcome: Affordability
Matrix Code: Rehab; Multi-Unit Residential (14B) **National Objective:** LMH

Initial Funding Date: 08/28/2009
Financing
Funded Amount: 95,592.93
Drawn Thru Program Year: 95,592.93
Drawn In Program Year: 50,212.28

Description:
 FUNDS WILL BE USED FOR GENERAL REPAIRS AND IMPROVEMENTS TOCOMMON AREAS OF MULTI-FAMILY COMPLEX.

Proposed Accomplishments

Housing Units : 52

Actual Accomplishments

Number assisted:

	Owner		Renter		Total		Person	
	Total	Hispanic	Total	Hispanic	Total	Hispanic	Total	Hispanic
White:	45	10	0	0	45	10	0	0
Black/African American:	1	0	0	0	1	0	0	0
Asian:	2	0	0	0	2	0	0	0
American Indian/Alaskan Native:	0	0	0	0	0	0	0	0
Native Hawaiian/Other Pacific Islander:	0	0	0	0	0	0	0	0
American Indian/Alaskan Native & White:	0	0	0	0	0	0	0	0
Asian White:	0	0	0	0	0	0	0	0
Black/African American & White:	0	0	0	0	0	0	0	0
American Indian/Alaskan Native & Black/African American:	0	0	0	0	0	0	0	0
Other multi-racial:	0	0	0	0	0	0	0	0
Asian/Pacific Islander:	0	0	0	0	0	0	0	0
Hispanic:	0	0	0	0	0	0	0	0
Total:	48	10	0	0	48	10	0	0

Female-headed Households: 36 0 36

Income Category:

	Owner	Renter	Total	Person
Extremely Low	29	0	29	0
Low Mod	10	0	10	0
Moderate	9	0	9	0
Non Low Moderate	0	0	0	0
Total	48	0	48	0
Percent Low/Mod	100.0%		100.0%	

Annual Accomplishments

Year # Benefitting

2009 48

Accomplishment Narrative

Year End: Electrical repair to main meter and boxes per SCE's request, common area deck repairs, and concrete driveway repairs. Contract 48% completed. LF 7/26/10
 Project completed and last invoice paid 10/15/10. Lf

PGM Year: 2010

Project: 0001 - Housing Rehabilitation Program/City of Stanton

IDIS Activity: 1916 - Housing Rehabilitation Program

Status: Open

Location: City wide Stanton, CA 92680

Objective: Provide decent affordable housing

Outcome: Affordability

Matrix Code: Rehab; Single-Unit Residential (14A)

National Objective: LMH

Initial Funding Date: 07/30/2010

Financing

Funded Amount: 80,250.00

Drawn Thru Program Year: 75,250.00

Drawn In Program Year: 75,250.00

Description:

Funds will be used to provide a 50% matching grant of up to \$7,500 for low and very-low income homeowners to be used in owner occupied and single family residence's exterior improvements, or to address home life safety issues.

Proposed Accomplishments

Housing Units : 11

Actual Accomplishments

Number assisted:

	Owner		Renter		Total	
	Total	Hispanic	Total	Hispanic	Total	Hispanic
White:	11	8	0	0	11	8
Black/African American:	0	0	0	0	0	0
Asian:	0	0	0	0	0	0
American Indian/Alaskan Native:	0	0	0	0	0	0
Native Hawaiian/Other Pacific Islander:	0	0	0	0	0	0
American Indian/Alaskan Native & White:	0	0	0	0	0	0
Asian White:	0	0	0	0	0	0
Black/African American & White:	0	0	0	0	0	0
American Indian/Alaskan Native & Black/African American:	0	0	0	0	0	0

Other multi-racial: 0 0 0 0 0 0 0 0
 Asian/Pacific Islander: 0 0 0 0 0 0 0 0
 Hispanic: 0 0 0 0 0 0 0 0
Total: 11 8 0 0 11 8 0 0
 Female-headed Households: 0 0 0 0

Income Category:

	Owner	Renter	Total	Person
Extremely Low	5	0	5	0
Low Mod	4	0	4	0
Moderate	2	0	2	0
Non Low Moderate	0	0	0	0
Total	11	0	11	0
Percent Low/Mod	100.0%		100.0%	

Annual Accomplishments **Accomplishment Narrative**

Year # Benefiting 2010 11

2nd Quarter: Improvements to 5 households have been completed, landscaping, water heater, exterior painting, roofing, garage door, entry doors, and windows. LF 4/13/11 Year End: The City and RDA assisted 11 homeowners in making improvements to their homes. Improvements included landscaping, water heater replacement, exterior attic insulation, roofing, replacing garage doors, entry doors, windows, fencing, gates, fumigation and a block wall. One homeowner failed to decide which home improvements to make and as a result, the City will be forfeiting the remainder of the contract amount of \$4,888.75. In the future, the City will enact stricter guidelines to ensure that applicants perform in a timely manner. LF.

PGM Year: 2010
Project: 0002 - OC Community Services/Neighborhood Preservation Program
IDIS Activity: 1917 - Neighborhood Preservation Program
 Status: Completed Objective: Provide decent affordable housing
 Location: Countywide Outcome: Affordability
 Santa Ana, CA 92706 Matrix Code: Rehab; Single-Unit Residential (14A) National Objective: LMH

Initial Funding Date: 07/30/2010
Financing
 Funded Amount: 402,907.15
 Drawn Thru Program Year: 402,907.15
 Drawn In Program Year: 402,907.15

Proposed Accomplishments
 Housing Units : 28

Actual Accomplishments

Number assisted:

	Owner		Renter		Total	
	Total	Hispanic	Total	Hispanic	Total	Hispanic
White:	41	0	0	0	41	0
Black/African American:	0	0	0	0	0	0
Asian:	0	0	0	0	0	0

American Indian/Alaskan Native:	0	0	0	0	0	0	0	0	0	0	0	0
Native Hawaiian/Other Pacific Islander:	0	0	0	0	0	0	0	0	0	0	0	0
American Indian/Alaskan Native & White:	0	0	0	0	0	0	0	0	0	0	0	0
Asian White:	0	0	0	0	0	0	0	0	0	0	0	0
Black/African American & White:	0	0	0	0	0	0	0	0	0	0	0	0
American Indian/Alaskan Native & Black/African American:	0	0	0	0	0	0	0	0	0	0	0	0
Other multi-racial:	0	0	0	0	0	0	0	0	0	0	0	0
Asian/Pacific Islander:	0	0	0	0	0	0	0	0	0	0	0	0
Hispanic:	0	0	0	0	0	0	0	0	0	0	0	0
Total:	41	0	0	0	0	0	0	0	41	0	0	0

Female-headed Households: 0

Income Category:

	Owner	Renter	Total	Person
Extremely Low	0	0	0	0
Low Mod	41	0	41	0
Moderate	0	0	0	0
Non Low Moderate	0	0	0	0
Total	41	0	41	0
Percent Low/Mod	100.0%		100.0%	

Annual Accomplishments

Year	# Benefitting	Accomplishment Narrative
2010	41	During the 1st quarter 11 low income housing units were rehabilitated. 10/1/10 (JAK) At the close of the 2nd quarter an additional 16 low income housing units have been rehabilitated. 1/04/11 9(JAK) At the close of the 3rd quarter a total of 31 low income units have been rehabilitated. Year End - A total of 41 low income housing units were successfully rehabilitated during the program year. 6/27/11 (JAK)

PGM Year: 2010

Project: 0003 - Leisure World Bathroom Accessibility Program/City of Seal Beach

IDIS Activity: 1918 - Leisure World Bathroom Accessibility Program

Status: Open
Location: 1901 Golden Rain Road Seal Beach, CA 90740

Objective: Provide decent affordable housing
Outcome: Availability/accessibility
Matrix Code: Rehab; Single-Unit Residential (14A) National Objective: LMH

Initial Funding Date: 07/30/2010
Financing
Funded Amount: 210,000.00
Drawn Thru Program Year: 208,843.46
Drawn In Program Year: 208,843.46

Description:
Funds will be used to provide grants for seniors to improve bathroom accessibility and safety by converting tubshower into an accessible shower stall.

Proposed Accomplishments
Housing Units : 40

Actual Accomplishments

Number assisted:

	Owner		Renter		Total		Person	
	Total	Hispanic	Total	Hispanic	Total	Hispanic	Total	Hispanic
White:	70	4	0	0	70	4	0	0
Black/African American:	0	0	0	0	0	0	0	0
Asian:	11	0	0	0	11	0	0	0
American Indian/Alaskan Native:	0	0	0	0	0	0	0	0
Native Hawaiian/Other Pacific Islander:	0	0	0	0	0	0	0	0
American Indian/Alaskan Native & White:	0	0	0	0	0	0	0	0
Asian White:	0	0	0	0	0	0	0	0
Black/African American & White:	0	0	0	0	0	0	0	0
American Indian/Alaskan Native & Black/African American:	0	0	0	0	0	0	0	0
Other multi-racial:	3	0	0	0	3	0	0	0
Asiani/Pacific Islander:	0	0	0	0	0	0	0	0
Hispanic:	0	0	0	0	0	0	0	0
Total:	84	4	0	0	84	4	0	0
Female-headed Households:	50		0		50			

Income Category:

	Owner	Renter	Total	Person
Extremely Low	27	0	27	0
Low Mod	25	0	25	0
Moderate	32	0	32	0
Non Low Moderate	0	0	0	0
Total	84	0	84	0
Percent Low/Mod	100.0%		100.0%	

Annual Accomplishments

Year	# Benefiting
2010	84

Accomplishment Narrative

1st Quarter: 16 applications are under review for the Grant application approval process and will be contacted to begin construction. 2nd Quarter: Modifications were completed to 16 units and 38 applications are under review and submitting additional information for approval. If 1/18/11 3rd Quarter: The City has completed 70 units, and we anticipate completing 3-6 more this year. There are 75 households under review awaiting applications. If 4/13/11 Year End; 100% completed, completed bathroom shower/toilet improvements for 84 senior applicants and exceeded our goal of 60-80. Seventy-five applications are under review and/or on hold until funds are released for the next fiscal year. If

PGM Year: 2010

Project: 0004 - Aliso Meadows Rehabilitation Project/City of Laguna Hills

IDIS Activity: 1919 - Aliso Meadows Rehabilitation Project

Status: Open
Location: 25832 Via Lomas Laguna Hills, CA 92653

Objective: Provide decent affordable housing
Outcome: Affordability

Matrix Code: Rehab; Multi-Unit Residential (14B) **National Objective:** LMH

Initial Funding Date: 07/30/2010
Financing
 Funded Amount: 210,000.00
 Drawn Thru Program Year: 209,973.72
 Drawn In Program Year: 209,973.72

Description:
 Funds will be used to continue extensive exterior repairs to units of very-low and low to moderate-income owner-occupied and rental units.

Proposed Accomplishments

Housing Units : 12

Actual Accomplishments

Number assisted:

	Owner		Renter		Total		Person	
	Total	Hispanic	Total	Hispanic	Total	Hispanic	Total	Hispanic
White:	15	11	0	0	15	11	0	0
Black/African American:	0	0	0	0	0	0	0	0
Asiani:	0	0	0	0	0	0	0	0
American Indian/Alaskan Native:	0	0	0	0	0	0	0	0
Native Hawaiian/Other Pacific Islander:	0	0	0	0	0	0	0	0
American Indian/Alaskan Native & White:	0	0	0	0	0	0	0	0
Asian White:	0	0	0	0	0	0	0	0
Black/African American & White:	0	0	0	0	0	0	0	0
American Indian/Alaskan Native & Black/African American:	0	0	0	0	0	0	0	0
Other multi-racial:	0	0	0	0	0	0	0	0
Asiani/Pacific Islander:	0	0	0	0	0	0	0	0
Hispanic:	0	0	0	0	0	0	0	0
Total:	15	11	0	0	15	11	0	0
Female-headed Households:	0		0		0			

Income Category:

	Owner	Renter	Total	Person
Extremely Low	10	0	10	0
Low Mod	3	0	3	0
Moderate	2	0	2	0
Non Low Moderate	0	0	0	0
Total	15	0	15	0
Percent Low/Mod	100.0%		100.0%	

Annual Accomplishments

Year # Benefitting

2010 15

Accomplishment Narrative

3rd Quarter: Of the 15 units contracted, improvements have been made to all 15 units, but non have been completed. With Payment No. 1, the City is "on pace" to ensure that contractual milestones are met. Necessary improvements were conducting termite/dry rot repairs, replacing damaged duct-work, painting, replacing damaged fences, fumigation, and bringing water heater closets up to code.LF 6/27/11
 Year-End: During the FY 2010-11 work was performed on an additional 16 units, including the fumigation of 12 units and the replacement of fences on 4 units. Work was performed on a total of 31 units, but only 15 units were completed. LF

PGM Year: 2010
Project: 0005 - Housing Rehabilitation/City of Placentia
IDIS Activity: 1920 - Housing Rehabilitation

Status: Open
Location: Citywide Placentia, CA 92680

Objective: Provide decent affordable housing
Outcome: Affordability
Matrix Code: Rehab; Single-Unit Residential (14A) **National Objective:** LMH

Initial Funding Date: 07/30/2010

Financing
 Funded Amount: 159,000.00
 Drawn Thru Program Year: 61,467.01
 Drawn In Program Year: 61,467.01

Proposed Accomplishments

Housing Units : 10

Actual Accomplishments

Number assisted:

	Owner		Renter		Total		Person	
	Total	Hispanic	Total	Hispanic	Total	Hispanic	Total	Hispanic
White:	16	4	0	0	16	4	0	0
Black/African American:	0	0	0	0	0	0	0	0
Asian:	1	0	0	0	1	0	0	0
American Indian/Alaskan Native:	0	0	0	0	0	0	0	0
Native Hawaiian/Other Pacific Islander:	0	0	0	0	0	0	0	0
American Indian/Alaskan Native & White:	0	0	0	0	0	0	0	0
Asian White:	0	0	0	0	0	0	0	0
Black/African American & White:	0	0	0	0	0	0	0	0
American Indian/Alaskan Native & Black/African American:	0	0	0	0	0	0	0	0
Other multi-racial:	0	0	0	0	0	0	0	0
Asian/Pacific Islander:	0	0	0	0	0	0	0	0
Hispanic:	0	0	0	0	0	0	0	0
Total:	17	4	0	0	17	4	0	0
Female-headed Households:	8		0		8			

Income Category:

	Owner	Renter	Total	Person
Extremely Low	13	0	13	0
Low Mod	4	0	4	0
Moderate	0	0	0	0
Non Low Moderate	0	0	0	0
Total	17	0	17	0
Percent Low/Mod	100.0%		100.0%	

Annual Accomplishments **Accomplishment Narrative**

Year # Benefitting

2010 17

1st Quarter: Staff has received 12 applications and 4 single-family residents are currently under construction and will be completed during October, 2010. If 12/10/10 2nd Quarter: 4 SFR have been completed. LF 3/31/11 Year-End: Completed 4 roof repairs, painted 9 homes, replaced windows at 2 homes, installed new entry doors at 2 homes, and pressured wash and stucco a home. LF

PGM Year: 2010

Project: 0006 - Single-Family Rehabilitation/City of Brea

IDIS Activity: 1921 - Single-Family Rehabilitation/City of Brea

Status: Open

Location: City Wide Brea, CA 92821

Objective: Provide decent affordable housing
Outcome: Affordability

Matrix Code: Rehab; Single-Unit Residential (14A) National Objective: LMH

Initial Funding Date: 07/30/2010

Financing

Funded Amount: 207,865.72

Drawn Thru Program Year: 149,029.33

Drawn In Program Year: 149,029.33

Proposed Accomplishments

Housing Units : 12

Actual Accomplishments

Number assisted:

	Owner		Renter		Total		Person	
	Total	Hispanic	Total	Hispanic	Total	Hispanic	Total	Hispanic
White:	18	4	0	0	18	4	0	0
Black/African American:	0	0	0	0	0	0	0	0
Asian:	0	0	0	0	0	0	0	0
American Indian/Alaskan Native:	0	0	0	0	0	0	0	0
Native Hawaiian/Other Pacific Islander:	0	0	0	0	0	0	0	0
American Indian/Alaskan Native & White:	0	0	0	0	0	0	0	0
Asian White:	0	0	0	0	0	0	0	0
Black/African American & White:	0	0	0	0	0	0	0	0
American Indian/Alaskan Native & Black/African American:	0	0	0	0	0	0	0	0
Other multi-racial:	0	0	0	0	0	0	0	0
Asian/Pacific Islander:	0	0	0	0	0	0	0	0
Hispanic:	0	0	0	0	0	0	0	0
Total:	18	4	0	0	18	4	0	0
Female-headed Households:	0		0		0		0	

Income Category:

	Owner	Renter	Total	Person
Extremely Low	9	0	9	0
Low Mod	7	0	7	0

Moderate 2 0 0 2 0
 Non Low Moderate 0 0 0 0 0
 Total 18 0 0 18 0
 Percent Low/Mod 100.0% 100.0%

Annual Accomplishments **Accomplishment Narrative**

Year # Benefitting

2010 18

1st quarter: no activity until 2nd quarter. If 2nd quarter: 7 single family rehabilitations were completed this quarter. If 3/30/11 3rd Quarter: 6 single family rehabs were completed. If 6/24/11 4th Quarter: 5 single family rehabs were completed. Project extended 6-months to expend contract amount.
 If

PGM Year: 2010

Project: 0007 - Lemon/Lime Rental Rehab/City of Cypress

IDIS Activity: 1922 - Lemon/Lime Rental Rehab/City of Cypress

Status: Completed

Objective: Provide decent affordable housing

Location: 6000 Block of Lemon and Lime Avenue Cypress, CA 90630

Outcome: Affordability

Matrix Code: Rehab; Multi-Unit Residential (14B)

National Objective: LMH

Initial Funding Date: 07/30/2010

Description:

Funds will be used to rehabilitate 3 rental 4-plexes up to \$35,000, in the form of a low or no-interest loan with payment deferred until the property is sold or refinanced.
 The improvements could include, but would be limited to roof replacement, window replacement, painting, driveway repair, security lighting installation, exterior plumbing and electrical improvements, and health and safety code compliance provision.
 Project was completed and closed.RZ

Proposed Accomplishments

Housing Units : 3

Actual Accomplishments

Number assisted:

	Owner		Renter		Total		Person	
	Total	Hispanic	Total	Hispanic	Total	Hispanic	Total	Hispanic
White:	0	0	3	1	3	1	0	0
Black/African American:	0	0	0	0	0	0	0	0
Asian:	0	0	0	0	0	0	0	0
American Indian/Alaskan Native:	0	0	0	0	0	0	0	0
Native Hawaiian/Other Pacific Islander:	0	0	0	0	0	0	0	0
American Indian/Alaskan Native & White:	0	0	0	0	0	0	0	0
Asian White:	0	0	0	0	0	0	0	0
Black/African American & White:	0	0	0	0	0	0	0	0
American Indian/Alaskan Native & Black/African American:	0	0	0	0	0	0	0	0
Other multi-racial:	0	0	1	0	1	0	0	0
Asian/Pacific Islander:	0	0	0	0	0	0	0	0
Hispanic:	0	0	0	0	0	0	0	0
Total:	0	0	4	1	4	1	0	0

Income Category:

	Owner	Renter	Total	Person
Extremely Low	0	3	3	0
Low Mod	0	1	1	0
Moderate	0	0	0	0
Non Low Moderate	0	0	0	0
Total	0	4	4	0
Percent Low/Mod	100.0%		100.0%	

Annual Accomplishments

Year # Benefitting
2010 4

Accomplishment Narrative

1st Quarter: Program has processed 1 rehabilitation loan and another is scheduled to close. Staff has forwarded application packages to all remaining property owners in an effort to solicit increased program participation. If 12/9/10. Project reduced by \$50,000 and transferred to activity 1923, Single Family Rehab. LF Year-End: One (1) 4-unit apartment building received a rehab loan totaling \$35,000. Improvements included a building replacement, energy efficient window replacement, stair/rail repair, enclosure of carports, and tree removal. LF 8/31/11 Project was completed and closed.AR

PGM Year: 2010

Project: 0008 - Single-Family Rehabilitation Prg/City of Cypress

IDIS Activity: 1923 - Single-Family Rehab Prg/City of Cypress

Status: Open

Location: 9711 Salisbury Ln 6327 Mt.Ripley Dr. 10690 Charles Circle
Cypress, CA 90630-3659

Objective: Provide decent affordable housing

Outcome: Affordability

Matrix Code: Rehab; Single-Unit Residential (14A) National Objective: LMH

Initial Funding Date: 07/30/2010

Financing Description: Funds will be used to augment the Home Enhancement Loan Program resources, which provides deferred payment and forgivable loans to income-qualified homeowners.

Funded Amount: 157,000.00

Drawn Thru Program Year: 156,741.90

Drawn In Program Year: 156,741.90

Proposed Accomplishments

Housing Units : 4

Actual Accomplishments

Number assisted:

	Owner		Renter		Total		Person	
	Total	Hispanic	Total	Hispanic	Total	Hispanic	Total	Hispanic
White:	6	0	0	0	6	0	0	0
Black/African American:	0	0	0	0	0	0	0	0
Asian:	0	0	0	0	0	0	0	0
American Indian/Alaskan Native:	0	0	0	0	0	0	0	0
Native Hawaiian/Other Pacific Islander:	0	0	0	0	0	0	0	0
American Indian/Alaskan Native & White:	0	0	0	0	0	0	0	0
Asian White:	0	0	0	0	0	0	0	0
Black/African American & White:	0	0	0	0	0	0	0	0

American Indian/Alaskan Native & Black/African American: 0 0 0 0 0 0 0
 Other multi-racial: 2 0 0 0 2 0 0
 Asian/Pacific Islander: 0 0 0 0 0 0 0
 Hispanic: 0 0 0 0 0 0 0
Total: 8 0 0 0 8 0 0
 Female-headed Households: 0 0 0 0 0 0 0

Income Category:

	Owner	Renter	Total	Person
Extremely Low	0	0	0	0
Low Mod	0	0	0	0
Moderate	8	0	8	0
Non Low Moderate	0	0	0	0
Total	8	0	8	0
Percent Low/Mod	100.0%		100.0%	

Annual Accomplishments **Accomplishment Narrative**

Year # Benefiting 2010 8
 1st quarter: completed 4 housing rehabilitation loans to income qualified households. If 3/30/11 2nd quarter: 1 housing rehabilitation loan to an income qualified household. If 3/30/11; Project increased by \$50,000 from activity 1922, Lemon/Lime Rental Rehab. LF Year-End: Eight (8) income qualified households have received rehabilitation loans totaling \$150,000. LF 8/31/11 The project was completed and closed. RZ

PGM Year: 2011
Project: 0011 - Energy Efficient Improvements/Senior Residential Units
IDIS Activity: 1924 - Energy Efficient Improvements
Status: Open
Location: 24264 El Toro Rd Laguna Woods, CA 92637-3488
Objective: Provide decent affordable housing
Outcome: Affordability
Matrix Code: Rehab; Single-Unit Residential (14A) **National Objective:** LMH
Description:
 Funds will be used to provide energy efficiency improvement grants to qualified low and moderate-income for senior owner-occupied units.
 Construction will include interior and exterior improvements.
Initial Funding Date: 07/30/2010
Financing
 Funded Amount: 133,750.00
 Drawn Thru Program Year: 129,570.32
 Drawn In Program Year: 129,570.32
Proposed Accomplishments
 Housing Units : 48
Actual Accomplishments
 Number assisted:
 White: 46
 Black/African American: 0
 Asian: 0

	Owner		Renter		Total	
	Total	Hispanic	Total	Hispanic	Total	Hispanic
White:	46	3	0	0	46	3
Black/African American:	0	0	0	0	0	0
Asian:	0	0	0	0	0	0

Actual Accomplishments

Number assisted:

	Owner		Renter		Total		Person	
	Total	Hispanic	Total	Hispanic	Total	Hispanic	Total	Hispanic
White:	16	1	0	0	16	1	0	0
Black/African American:	0	0	0	0	0	0	0	0
Asian:	0	0	0	0	0	0	0	0
American Indian/Alaskan Native:	0	0	0	0	0	0	0	0
Native Hawaiian/Other Pacific Islander:	0	0	0	0	0	0	0	0
American Indian/Alaskan Native & White:	0	0	0	0	0	0	0	0
Asian White:	0	0	0	0	0	0	0	0
Black/African American & White:	0	0	0	0	0	0	0	0
American Indian/Alaskan Native & Black/African American:	0	0	0	0	0	0	0	0
Other multi-racial:	1	0	0	0	1	0	0	0
Asian/Pacific Islander:	0	0	0	0	0	0	0	0
Hispanic:	0	0	0	0	0	0	0	0
Total:	17	1	0	0	17	1	0	0

Female-headed Households: 0

Income Category:

	Owner	Renter	Total	Person
Extremely Low	6	0	6	0
Low Mod	6	0	6	0
Moderate	5	0	5	0
Non Low Moderate	0	0	0	0
Total	17	0	17	0
Percent Low/Mod	100.0%		100.0%	

Annual Accomplishments

Year # Benefitting

2010 17

Accomplishment Narrative

1st and 2nd Quarter: Assisted 15 qualified households with the following improvements: floor repair, window replacement, A/C replacement, furnace replacement, exterior paint, yard clean-up, and toilet replacement. If 3/31/11 Year-End: Assisted 2 additional qualified households for a total of 17. Contract is 100% complete. If

PGM Year: 2010

Project: 0011 - Multi-Family Rehab/City of Yorba Linda

IDIS Activity: 1926 - Multi-Family Rehab/City of Yorba Linda

Status: Open

Location: City Wide Yorba Linda, CA 92866

Objective: Provide decent affordable housing
Outcome: Affordability

Matrix Code: Rehab; Multi-Unit Residential (14B) National Objective: LMH

Initial Funding Date: 09/22/2010
Financing
 Funded Amount: 15,000.00
 Drawn Thru Program Year: 0.00
 Drawn In Program Year: 0.00

Description:

Funds will be used for costs related to repair and improvement of a qualified low-and moderate-income multi-family rental complex in the City. The improvements will focus on common areas of the complex and will provide a benefit to all of the residents within the community.

Proposed Accomplishments

Housing Units : 52

Actual Accomplishments

Number assisted:

	Owner		Renter		Total		Person	
	Total	Hispanic	Total	Hispanic	Total	Hispanic	Total	Hispanic
White:	49	10	0	0	49	10	0	0
Black/African American:	1	0	0	0	1	0	0	0
Asian:	2	0	0	0	2	0	0	0
American Indian/Alaskan Native:	0	0	0	0	0	0	0	0
Native Hawaiian/Other Pacific Islander:	0	0	0	0	0	0	0	0
American Indian/Alaskan Native & White:	0	0	0	0	0	0	0	0
Asian White:	0	0	0	0	0	0	0	0
Black/African American & White:	0	0	0	0	0	0	0	0
American Indian/Alaskan Native & Black/African American:	0	0	0	0	0	0	0	0
Other multi-racial:	0	0	0	0	0	0	0	0
Asian/Pacific Islander:	0	0	0	0	0	0	0	0
Hispanic:	0	0	0	0	0	0	0	0
Total:	52	10	0	0	52	10	0	0
Female-headed Households:	0		0		0			

Income Category:

	Owner	Renter	Total	Person
Extremely Low	29	0	29	0
Low Mod	10	0	10	0
Moderate	13	0	13	0
Non Low/Moderate	0	0	0	0
Total	52	0	52	0
Percent Low/Mod	100.0%		100.0%	

Annual Accomplishments **Accomplishment Narrative**

Year # Benefitting

2010 52

Year End: Common area repairs approx. 648 sq. ft. emergency electrical repairs to elevators and security lights; termite treatment to exterior common areas. Project is complete. LF

PGM Year: 2010

Project: 0012 - Placentia Hope Project/Colette's Children's Home

IDIS Activity: 1927 - Placentia Hope Project 1038-1044 Cypress St.

Status: Open

Location: 1038-1044 Cypress St. Placentia, CA 92870

Objective: Create suitable living environments

Outcome: Availability/accessibility

Matrix Code: Homeless Facilities (not operating costs) (03C) National Objective: LMC

Initial Funding Date: 07/30/2010

Description: Funds will be used to repair/restore staircase, trash enclosures, plumbing, patio, garage stucco, and common areas; including: two laundry rooms, fencing, and block wall.

Financing

Funded Amount: 52,800.00

Drawn Thru Program Year: 50,530.50

Drawn In Program Year: 50,530.50

Proposed Accomplishments

Public Facilities : 1

Actual Accomplishments

Number assisted:

	Owner		Renter		Total		Person	
	Total	Hispanic	Total	Hispanic	Total	Hispanic	Total	Hispanic
White:	0	0	0	0	0	0	0	0
Black/African American:	0	0	0	0	0	0	0	0
Asian:	0	0	0	0	0	0	0	0
American Indian/Alaskan Native:	0	0	0	0	0	0	0	0
Native Hawaiian/Other Pacific Islander:	0	0	0	0	0	0	0	0
American Indian/Alaskan Native & White:	0	0	0	0	0	0	0	0
Asian White:	0	0	0	0	0	0	0	0
Black/African American & White:	0	0	0	0	0	0	0	0
American Indian/Alaskan Native & Black/African American:	0	0	0	0	0	0	0	0
Other multi-racial:	0	0	0	0	0	0	0	0
Asian/Pacific Islander:	0	0	0	0	0	0	0	0
Hispanic:	0	0	0	0	0	0	0	0
Total:	0	0	0	0	0	0	0	0
Female-headed Households:	0		0		0		0	

Income Category:

	Owner	Renter	Total	Person
Extremely Low	0	0	0	0
Low Mod	0	0	0	0
Moderate	0	0	0	0
Non Low Moderate	0	0	0	0
Total	0	0	0	0
Percent Low/Mod				

Annual Accomplishments **Accomplishment Narrative**

Year # Benefiting

2010

1st and 2nd Quarter: In process of IFB, job walk, review of bids and choosing the contractor. LF 3/31/11. Project extended to December 31, 2011 due to staff turnover. LF 6/29/11

PGM Year: 2010

Project: 0013 - Placentia Hope Project/Colette's Children's Home

IDIS Activity: 1928 - Placentia Hope Project 1046-1052 Cypress St.

Status: Open

Location: 1046-1052 Cypress St. Placentia, CA 92870

Objective: Create suitable living environments

Outcome: Availability/accessibility

Matrix Code: Homeless Facilities (not operating costs) (03C) National Objective: LMC

Initial Funding Date: 07/30/2010

Financing

Funded Amount: 54,300.00

Drawn Thru Program Year: 35,357.50

Drawn In Program Year: 35,357.50

Proposed Accomplishments

Public Facilities : 1

Actual Accomplishments

Number assisted:

	Owner		Renter		Total		Person	
	Total	Hispanic	Total	Hispanic	Total	Hispanic	Total	Hispanic
White:	0	0	0	0	0	0	0	0
Black/African American:	0	0	0	0	0	0	0	0
Asian:	0	0	0	0	0	0	0	0
American Indian/Alaskan Native:	0	0	0	0	0	0	0	0
Native Hawaiian/Other Pacific Islander:	0	0	0	0	0	0	0	0
American Indian/Alaskan Native & White:	0	0	0	0	0	0	0	0
Asian White:	0	0	0	0	0	0	0	0
Black/African American & White:	0	0	0	0	0	0	0	0
American Indian/Alaskan Native & Black/African American:	0	0	0	0	0	0	0	0
Other multi-racial:	0	0	0	0	0	0	0	0
Asian/Pacific Islander:	0	0	0	0	0	0	0	0
Hispanic:	0	0	0	0	0	0	0	0
Total:	0	0	0	0	0	0	0	0
Female-headed Households:	0		0		0		0	

Income Category:

	Owner	Renter	Total	Person
Extremely Low	0	0	0	0
Low Mod	0	0	0	0

Moderate 0 0 0 0
 Non Low Moderate 0 0 0 0
 Total 0 0 0 0
 Percent Low/Mod

Annual Accomplishments **Accomplishment Narrative**

Year # Benefitting

2010

1st and 2nd Quarter: In process of IFB, job walk, review of bids, choosing the contractor. LF 3/31/11. Project extended to December 31, 2011 due to staff turnover. LF 6/29/11

PGM Year: 2010

Project: 0014 - Placentia Hope Project/Colette's Children's Home

IDIS Activity: 1929 - Placentia Hope Project 1062-1068 Cypress St.

Status: Open

Location: 1062-1068 Cypress St. Placentia, CA 92870

Objective: Create suitable living environments
Outcome: Availability/accessibility

Matrix Code: Homeless Facilities (not operating costs) (03C) **National Objective:** LMC

Initial Funding Date: 07/30/2010

Financing

Funded Amount: 86,360.00

Drawn Thru Program Year: 77,835.50

Drawn In Program Year: 77,835.50

Description:
 Funds will be used to repair/restore staircase, trash enclosures, plumbing, patio, garage stucco, and common areas, including: two laundry rooms, fencing, and block wall.
 Also included is the rehab of unit 1068.

Proposed Accomplishments

Public Facilities : 1

Actual Accomplishments

Number assisted:

	Owner		Renter		Total		Person	
	Total	Hispanic	Total	Hispanic	Total	Hispanic	Total	Hispanic
White:	0	0	0	0	0	0	0	0
Black/African American:	0	0	0	0	0	0	0	0
Asian:	0	0	0	0	0	0	0	0
American Indian/Alaskan Native:	0	0	0	0	0	0	0	0
Native Hawaiian/Other Pacific Islander:	0	0	0	0	0	0	0	0
American Indian/Alaskan Native & White:	0	0	0	0	0	0	0	0
Asian White:	0	0	0	0	0	0	0	0
Black/African American & White:	0	0	0	0	0	0	0	0
American Indian/Alaskan Native & Black/African American:	0	0	0	0	0	0	0	0
Other multi-racial:	0	0	0	0	0	0	0	0
Asian/Pacific Islander:	0	0	0	0	0	0	0	0
Hispanic:	0	0	0	0	0	0	0	0
Total:	0	0	0	0	0	0	0	0
Female-headed Households:	0		0		0		0	

Income Category:

	Owner	Renter	Total	Person
Extremely Low	0	0	0	0
Low Mod	0	0	0	0
Moderate	0	0	0	0
Non Low Moderate	0	0	0	0
Total	0	0	0	0
Percent Low/Mod				

Annual Accomplishments

Year # Benefitting

2010

1st and 2nd Quarter: In process of IFB, job walk, review of bids and choosing contractor. LF 3/31/11 This project is being extended to December 31, 2011 due to staff turnover. LF 6/29/11

Accomplishment Narrative

PGM Year: 2010

Project: 0015 - Van Buren Street Improvement Project/City of Placentia

IDIS Activity: 1930 - Van Buren Street Improvement Prj/City of Placentia

Status: Completed

Location: Van Buren Street Placentia, CA 92870

Objective: Create suitable living environments

Outcome: Availability/accessibility

Matrix Code: Street Improvements (03K) **National Objective:** LMA

Initial Funding Date: 07/30/2010

Financing

Funded Amount: 131,798.61

Drawn Thru Program Year: 131,798.61

Drawn In Program Year: 131,798.61

Description:

Funds will be provided for preparing plans and specifications, construction of 1,200 linear feet of rubberized asphalt, and Engineering and Inspection.83111 The project met accomplishments and was closed.RZ

Proposed Accomplishments

People (General) : 10,088

Total Population in Service Area: 14,344

Census Tract Percent Low / Mod: 68.10

Annual Accomplishments

Year # Benefitting

2010

Accomplishment Narrative

1st Quarter: Final designs have been completed and are currently under review with Engineering. The specifications and bid package are scheduled to be released Dec. 2010 with a contract award by Jan. 2011 and construction starting in Feb. 2011. If 12/13/10 2nd Quarter: Bid Package was released in Jan. 2011 and award of project by Feb. 2011. Anticipated that construction will be completed by March 30, 2011. LF 4/14/11 Construction has been completed. The City is conducting final inspections and processing invoicing from the Contractor. LF 6/29/11 Completed 1,200 linear feet of residential street on Van Buren St. South of the BNSF Railroad. LF

PGM Year: 2010

Project: 0016 - Ash Street Alley Improvement Project/City of Brea

IDIS Activity: 1931 - Ash Street Alley Improvement Prj/City of Brea

Status: Open

Objective: Create suitable living environments

Location: Alley parallels Ash St. & Birch St. Brea, CA 92821

Outcome: Sustainability

Matrix Code: Street Improvements (03K)

National Objective: LMA

Initial Funding Date: 07/30/2010

Financing
Funded Amount: 236,033.00
Drawn Thru Program Year: 103,059.99
Drawn In Program Year: 103,059.99

Proposed Accomplishments

People (General) : 750
Total Population in Service Area: 1,175
Census Tract Percent Low / Mod: 63.80

Annual Accomplishments **Accomplishment Narrative**

Year # Benefitting

2010

1st Quarter: Bidding process to begin in November, 2010. LF 3/31/11
3rd Quarter: Construction to begin April, 2011. LF 4/15/11

PGM Year: 2010

Project: 0017 - DeLong/Watson/Crescent Sewer Capacity Imprv./City of Cypress

IDIS Activity: 1932 - Delong/Watson/Crescent Sewer Capacity Imprv.

Status: Open

Location: 5200 Delong St Cypress, CA 90630-5959

Objective: Create suitable living environments

Outcome: Availability/accessibility

Matrix Code: Water/Sewer Improvements (03J) National Objective: LMA

Initial Funding Date: 07/30/2010

Financing
Funded Amount: 225,750.00
Drawn Thru Program Year: 215,196.73
Drawn In Program Year: 215,196.73

Proposed Accomplishments

People (General) : 1,506
Total Population in Service Area: 2,772
Census Tract Percent Low / Mod: 60.30

Annual Accomplishments **Accomplishment Narrative**

Year # Benefitting

2010

1st Quarter: Detailed plans and specs are being prepared. The design services for the sewer capacity improvement project are in process. If 12/9/10
2nd Quarter: Design services for the sewer capacity improvement project were completed. If 4/13/11

PGM Year: 2010
Project: 0018 - Neighborhood Facilities Improvement Project/City of Placentia
IDIS Activity: 1933 - Neighborhood Facilities Improvement Project

Status: Open
Location: 201 N Bradford Ave 201 N. Bradford Ave. 401 E. Chapman Ave. Placentia, CA 92870-5650
Objective: Create suitable living environments
Outcome: Availability/accessibility
Matrix Code: Neighborhood Facilities (03E) National Objective: LMC

Initial Funding Date: 07/30/2010
Financing
Funded Amount: 262,500.00
Drawn Thru Program Year: 9,566.41
Drawn In Program Year: 9,566.41

Proposed Accomplishments
 Public Facilities : 3

Actual Accomplishments
 Number assisted:

	Owner		Renter		Total		Person	
	Total	Hispanic	Total	Hispanic	Total	Hispanic	Total	Hispanic
White:	0	0	0	0	0	0	0	0
Black/African American:	0	0	0	0	0	0	0	0
Asian:	0	0	0	0	0	0	0	0
American Indian/Alaskan Native:	0	0	0	0	0	0	0	0
Native Hawaiian/Other Pacific Islander:	0	0	0	0	0	0	0	0
American Indian/Alaskan Native & White:	0	0	0	0	0	0	0	0
Asian White:	0	0	0	0	0	0	0	0
Black/African American & White:	0	0	0	0	0	0	0	0
American Indian/Alaskan Native & Black/African American:	0	0	0	0	0	0	0	0
Other multi-racial:	0	0	0	0	0	0	0	0
Asian/Pacific Islander:	0	0	0	0	0	0	0	0
Hispanic:	0	0	0	0	0	0	0	0
Total:	0	0	0	0	0	0	0	0
Female-headed Households:	0		0		0		0	

Income Category:

	Owner	Renter	Total	Person
Extremely Low	0	0	0	0
Low Mod	0	0	0	0
Moderate	0	0	0	0
Non Low Moderate	0	0	0	0
Total	0	0	0	0
Percent Low/Mod				

Annual Accomplishments **Accomplishment Narrative**

Year # Benefitting

2010

1st Quarter: Design of Civic Center Facility improvements are underway and construction should be complete by May 2011. An architect has been contracted for the design of Gomez Community Center and Request for Construction Bids Package will be released by March 2011. The Backs Community Facility is in the Design process and request for Bid Package ready in Feb. 2011 with construction completed by May 2011. LF 4/13/11 Civic Center project will begin in June 2011. Backs Community Building bid package was released in May 2011 and anticipated to complete construction by July 2011. Gomez Community Center bid package was released in May 2011 and anticipated that construction will be completed by September 2011. This project is extended to December 31, 2011 LF 6/29/11

PGM Year: 2010

Project: 0019 - El Modena Community Center Improvements/OC Community Services

IDIS Activity: 1934 - El Modena Community Center Improvements

Status: Open

Location: 18672 E. Center St. Orange, CA 92869

Objective: Create suitable living environments
Outcome: Availability/accessibility

Matrix Code: Neighborhood Facilities (03E) National Objective: LMA

Initial Funding Date: 07/30/2010

Financing

Funded Amount: 210,000.00

Drawn Thru Program Year: 9,980.96

Drawn In Program Year: 9,980.96

Description:

Funds will be used to reconstruct the interior and exterior of the Community Center such as construction of handicapped access pathways, new sidewalks, new energy efficient windows, exterior painting and exterior fencing for safety reasons.

Proposed Accomplishments

Public Facilities : 1

Total Population in Service Area: 3,600

Census Tract Percent Low / Mod: 74.20

Annual Accomplishments **Accomplishment Narrative**

Year # Benefitting

2010

In house contract for County owned Community Centers. LF Year-End contract extended six-months to solicit bids, evaluation of construction needs of community centers. LF 7/28/11

PGM Year: 2010

Project: 0020 - Residential Street Improvement Project/City of Stanton

IDIS Activity: 1935 - Residential Street Improvement Project/City of Stanton

Status: Open

Location: Citywide Stanton, CA 90680

Objective: Create suitable living environments
Outcome: Availability/accessibility

Matrix Code: Street Improvements (03K) National Objective: LMA

Initial Funding Date: 07/30/2010

Financing

Funded Amount: 278,250.00

Drawn Thru Program Year: 278,205.44

Drawn In Program Year: 278,205.44

Description:

Funds will be used to remove existing pavement and reconstruct over 14,000 linear feet from Jane Way to Brittany Lane streets in the City of Stanton.

Proposed Accomplishments

People (General) : 4,701
Total Population in Service Area: 7,717
Census Tract Percent Low / Mod: 60.90

Annual Accomplishments **Accomplishment Narrative**

Year # Benefitting
2010

2nd Quarter: City Receiving bids from Nov. - Dec. 2010. Bid Opening and award in Dec. 2010. Construction period is anticipated to take 40 days. LF 3/31/11 4th Quarter: The project has been completed; reconstruction of 7,020 lineal feet of street and the assistance of 4,701 persons. lf 6/24/11

PGM Year: 2010

Project: 0021 - Phase III Design of Exterior ADA Improvements at City Hall/Library Site/City of Laguna Woods

IDIS Activity: 1936 - Phase III Design of Exterior ADA Improvements/City of Laguna Woods

Status: Completed
Location: 24264 El Toro Rd Laguna Woods, CA 92637-3488

Objective: Create suitable living environments
Outcome: Availability/accessibility
Matrix Code: Sidewalks (03L) National Objective: LMA

Initial Funding Date: 07/30/2010

Financing
Funded Amount: 29,934.90
Drawn Thru Program Year: 29,934.90
Drawn In Program Year: 29,934.90

Description:

Funds will be used to identify the remaining exterior architectural barriers at the Laguna Woods City Hall/Library site and develop the design plans necessary for their removal and replacement with ADA compliant improvements.

Proposed Accomplishments

Public Facilities : 1
Total Population in Service Area: 3,540
Census Tract Percent Low / Mod: 64.90

Annual Accomplishments **Accomplishment Narrative**

Year # Benefitting
2010

1st Quarter: All the exterior architectural barriers on the city hall/library site have been identified and the preliminary design for the site is 15% completed and estimated to be completed in Jan. 2011. lf 12/9/10 2nd Quarter: The preliminary design for exterior ADA improvements on the City Hall/Library site will be completed in March/April 2011. LF 4/13/11 3rd Quarter: The preliminary design for the site is complete. LF 4/13/11

PGM Year: 2010

Project: 0022 - Apartment Row Alley Street/City of Los Alamitos

IDIS Activity: 1937 - Apartment Row Alley St./City of Los Alamitos

Status: Open
Location: Katella Ave. to Los Alamitos Blvd. Los Alamitos, CA 90720

Objective: Create suitable living environments
Outcome: Availability/accessibility
Matrix Code: Street Improvements (03K) National Objective: LMA

Description:

Funds will be used to replace the deteriorated alleys between Los Alamitos Blvd. and Lexington from Farquhar to Katella in the Apartment Row area.

07/30/2010

Initial Funding Date:

Financing

Funded Amount: 210,000.00
Drawn Thru Program Year: 6,489.54
Drawn In Program Year: 6,489.54

Proposed Accomplishments

People (General) : 1,275
Total Population in Service Area: 2,503
Census Tract Percent Low / Mod: 50.90

Annual Accomplishments **Accomplishment Narrative**

Year # Benefitting

2010

1st Quarter: City Engineer was prepared the bids and specifications for the alleyway project and began outreach with the impacted property owners and tenants. Staff has completed its first round of outreach to property owners, opening lines of communication early in the process. If 12/8/10 Year End: Project was completed. The Los Alamitos alley project accomplished 95 cubic yards of unclassified excavation, 12,285 sq. ft. of AC pavement removal, 7,900 sq. ft. of PCC pavement and gutter removal, replaced 25 water meter boxes, replaced 2 water valve box frames and cover, 1 adjustment to pull a box to grade, construction of 4 access ramps per APWA Stand Plan Number 111-4.

PGM Year: 2010

Project: 0023 - LaSalle/Belmont/Lincoln Sewer Improvement/City of Cypress

IDIS Activity: 1938 - LaSalle/Belmont/Lincoln Sewer Improvement

Status: Open

Location: 8600 Block of LaSalle St. 8500 Block of Belmont St. 6200 Block of Lincoln Ave. Cypress, CA 90630

Objective: Create suitable living environments
Outcome: Availability/accessibility
Matrix Code: Water/Sewer Improvements (03J)

National Objective: LMA

Initial Funding Date:

07/30/2010

Financing

Funded Amount: 169,600.00
Drawn Thru Program Year: 53,996.65
Drawn In Program Year: 53,996.65

Proposed Accomplishments

People (General) : 1,681
Total Population in Service Area: 2,754
Census Tract Percent Low / Mod: 62.70

Annual Accomplishments **Accomplishment Narrative**

Year # Benefitting

2010

1st Quarter: Project design, including the preparation of detailed plans and specifications, is complete. LF 12/8/10 2nd Quarter: Construction contract award is anticipated in mid-March and completion of construction is expected in June, 2010. LF 4/13/11 Year-End: Construction and rehab of sewer capacity improvements encompassing 1,000 linear feet is complete. LF

PGM Year: 2010

Project: 0024 - Florence Sylvester Senior Center Project/City of Laguna Hills

IDIS Activity: 1939 - Florence Sylvester Senior Center Project

Status: Open

Location: 23721 Moulton Parkway Laguna Hills, CA 92653

Objective: Create suitable living environments

Outcome: Availability/accessibility

Matrix Code: Senior Centers (03A) National Objective: LMC

Initial Funding Date: 07/30/2010

Financing
Funded Amount: 55,640.00
Drawn Thru Program Year: 53,669.00
Drawn In Program Year: 53,669.00

Description:

Funds will be used to remove and dispose of two common walls within the center, frame and install two air walls to establish a designated storage area, install new carpeting, replace baseboards and paint the interior of the Center.

Proposed Accomplishments

Public Facilities : 1

Actual Accomplishments

Number assisted:

	Owner		Renter		Total		Person	
	Total	Hispanic	Total	Hispanic	Total	Hispanic	Total	Hispanic
White:	0	0	0	0	0	0	511	0
Black/African American:	0	0	0	0	0	0	4	0
Asian:	0	0	0	0	0	0	49	0
American Indian/Alaskan Native:	0	0	0	0	0	0	0	0
Native Hawaiian/Other Pacific Islander:	0	0	0	0	0	0	0	0
American Indian/Alaskan Native & White:	0	0	0	0	0	0	0	0
Asian White:	0	0	0	0	0	0	0	0
Black/African American & White:	0	0	0	0	0	0	0	0
American Indian/Alaskan Native & Black/African American:	0	0	0	0	0	0	0	0
Other multi-racial:	0	0	0	0	0	0	0	0
Asian/Pacific Islander:	0	0	0	0	0	0	0	0
Hispanic:	0	0	0	0	0	0	0	0
Total:	0	0	0	0	0	0	564	0

Female-headed Households:

Income Category:	Owner	Renter	Total	Person
Extremely Low	0	0	0	151
Low Mod	0	0	0	203
Moderate	0	0	0	210
Non Low Moderate	0	0	0	0
Total	0	0	0	564
Percent Low/Mod				100.0%

Annual Accomplishments

Year # Benefiting

2010 564

1st Quarter: City finalized agreement with South County Senior Services to complete improvements. Drafting RFP and scope of work for scheduled walkthrough with bidders for November. If 3/18/11 Year-End: The City has installed one 12'x16' Hufcor wall; removed and replaced 1,200 sq.ft of carpet, remove ceramic base in lobby and activity room and replaced with wood base and painted interior of Center. LF

Accomplishment Narrative**PGM Year:** 2010**Project:** 0025 - Iglesia Park Community Center Renovation/City of Aliso Viejo**IDIS Activity:** 1940 - Iglesia Park Community Center Renovation

Status: Completed

Location: 24671 Via Iglesia Aliso Viejo, CA 92656-1125

Objective: Create suitable living environments

Outcome: Availability/accessibility

Matrix Code: Neighborhood Facilities (03E)

National Objective: LMA

Initial Funding Date: 07/30/2010**Financing**

Funded Amount: 357,225.88

Drawn Thru Program Year: 357,225.88

Drawn In Program Year: 357,225.88

Proposed Accomplishments

Public Facilities : 1

Total Population in Service Area: 2,059

Census Tract Percent Low / Mod: 53.20

Description:

Funds will be used to renovate public restroom with improvements such as ADA compliance, plumbing, replacement of existing stall partitions, ceramic wall and floor tile, urinals, toilets, sinks and lighting.83111. The construction of improvements were completed and the project was closed.
RZ

Annual Accomplishments

Year # Benefiting

2010

1st Quarter: Staff prepared bid docs, conducted pre-bid conference with bid opening in Sept. Tenant improvement plans are currently in plan check. If 12/9/10 2nd Quarter: Construction is underway, improvements to men's and women's restrooms and storage including exterior doors and skylights, community center offices and restrooms. LF 4/13/11 Construction is complete. LF

Accomplishment Narrative**PGM Year:** 2010**Project:** 0026 - Linear Park Construction Project/City of Stanton**IDIS Activity:** 1941 - Linear Park Construction Project/City of Stanton

Status: Open

Location: 10972 Rose Avenue 10971 Flower Avenue Stanton, CA 90680

Objective: Create suitable living environments

Outcome: Availability/accessibility

Matrix Code: Parks, Recreational Facilities (03F)

National Objective: LMA

Initial Funding Date: 07/30/2010**Financing**

Funded Amount: 69,550.00

Drawn Thru Program Year: 69,550.00

Drawn In Program Year: 69,550.00

Proposed Accomplishments

Public Facilities : 1
 Total Population in Service Area: 1,499
 Census Tract Percent Low / Mod: 63.60

Annual Accomplishments Accomplishment Narrative

Year # Benefiting
 2010

1st Quarter: Bid opening is scheduled for Nov. 2010 and award of contract in late Nov. 2010. Construction period is anticipated to take 40 days. LF 3/31/11 Year End: Completed construction of 266 lineal feet of 6'8" block wall with beveled block cap, 12 precast concrete bollards, and 8 precast concrete pilasters with architectural ornament. lf 6/27/11

PGM Year: 2010
Project: 0027 - Armory Shelter Program/Mercy House
IDIS Activity: 1942 - Armory Shelter Program/Mercy House
Status: Open
Location: 400 South Brookhurst Rd. 612 East Warner Ave. Fullerton, CA 92833
Objective: Create suitable living environments
Outcome: Availability/accessibility
Matrix Code: Operating Costs of Homeless/AIDS Patients Programs (03T) National Objective: LMC
Description:

Funds will be used to provide operational and supportive services for the homeless clients using the National Guard Armories and/or alternate sites within Orange County.

Initial Funding Date: 07/30/2010
Financing
 Funded Amount: 301,623.00
 Drawn Thru Program Year: 301,445.60
 Drawn In Program Year: 301,445.60

Proposed Accomplishments

People (General) : 1,000

Actual Accomplishments

Number assisted:

	Owner		Renter		Total		Person	
	Total	Hispanic	Total	Hispanic	Total	Hispanic	Total	Hispanic
White:	0	0	0	0	0	0	907	190
Black/African American:	0	0	0	0	0	0	174	0
Asian:	0	0	0	0	0	0	38	0
American Indian/Alaskan Native:	0	0	0	0	0	0	199	48
Native Hawaiian/Other Pacific Islander:	0	0	0	0	0	0	21	0
American Indian/Alaskan Native & White:	0	0	0	0	0	0	0	0
Asian White:	0	0	0	0	0	0	0	0
Black/African American & White:	0	0	0	0	0	0	0	0
American Indian/Alaskan Native & Black/African American:	0	0	0	0	0	0	0	0
Other multi-racial:	0	0	0	0	0	0	73	0
Asian/Pacific Islander:	0	0	0	0	0	0	0	0
Hispanic:	0	0	0	0	0	0	0	0
Total:	0	0	0	0	0	0	1,412	238
Female-headed Households:	0		0		0		0	0

Income Category:

	Owner	Renter	Total	Person
Extremely Low	0	0	0	1,412
Low Mod	0	0	0	0
Moderate	0	0	0	0
Non Low Moderate	0	0	0	0
Total	0	0	0	1,412
Percent Low/Mod				100.0%

Annual Accomplishments

Year # Benefitting

2010 1,412

1st Quarter: Program is estimated to start in December 2010 data will be collected for 2nd Quarter GPR- If 12/8/10 During Dec. and Jan. served 366 unduplicated clients. LF The Army Program started on Dec. 6, 2010 at alternate site locations. On Dec.13, 2010, operations began at the National Guard Army sites in the Cities of Fullerton and Santa Ana. During Jan. to March, 2011 Mercy House

PGM Year: 2010

Project: 0029 - Midway City Community Services and Education Center/Abrazar

IDIS Activity: 1944 - Midway City Community Services and Education Center

Status: Open

Location: 14900 Park Ln Midway City, CA 92655-1128

Objective: Create suitable living environments

Outcome: Sustainability

Matrix Code: Public Services (General) (05) National Objective: LMA

Initial Funding Date: 07/30/2010

Financing

Funded Amount: 50,000.00

Drawn Thru Program Year: 50,000.00

Drawn In Program Year: 50,000.00

Description:

Funds will be used to provide social services programming at the Community Center. Abrazar, Inc.

will be responsible for the delivery of continuous support of existing social services programs for residents within the immediate neighborhoods.

Services provided included: educational, recreational and cultural programming, transportation, senior citizen programming, employment, health and medical information and referrals.

Proposed Accomplishments

People (General) : 700

Total Population in Service Area: 1,293

Census Tract Percent Low / Mod: 69.70

Annual Accomplishments

Year # Benefitting

2010

Accomplishment Narrative

3rd Quarter: Served 1,297 unduplicated individuals in the community social services, recreation, educational and cultural programs as well as health and nutritional services and referrals for Midway City residents. Year-End: Served 1,602 persons with Social Services programs such as ESL Classes for adults, health screening for seniors, information & referrals for families: employment, housing, food and clothing, recreational and cultural programs for all ages, seniors meals & nutrition programs, WIC (women Infant & Children) Health Program. LF

PGM Year: 2010

Project: 0030 - El Modena Family Resource Center/CAPOC

IDIS Activity: 1945 - El Modena Family Resource Center/CAPOC

Status: Open

Objective: Create suitable living environments

Location: 18672 E Center Ave Orange, CA 92869-3520

Outcome: Sustainability

Matrix Code: Public Services (General) (05)

National Objective: LMA

Initial Funding Date: 07/30/2010

Financing

Funded Amount: 50,000.00
Drawn Thru Program Year: 50,000.00
Drawn In Program Year: 50,000.00

Proposed Accomplishments

People (General) : 850
Total Population in Service Area: 3,600
Census Tract Percent Low / Mod: 74.20

Annual Accomplishments Accomplishment Narrative

Year # Benefitting

2010

1st Quarter: Social services provided to 776 unduplicated persons within the immediate neighborhoods. 2nd Quarter: Social services provided to 681 unduplicated persons. 3rd Quarter: Social services provided to 137 unduplicated persons. LF 5/27/11 Year-End: Served 1,830 persons with Social Services programs such as ESL Classes for adults, health screening for seniors, information & referrals for families: employment, housing, food and clothing, recreational and cultural programs for all ages, seniors meals & nutrition programs, WIC (women Infant & Children) Health Program. LF

PGM Year: 2010

Project: 0031 - Anaheim Independencia Family Resource Center/CAPOC

IDIS Activity: 1946 - Anaheim Independencia Family Resource Center

Status: Open

Location: 10841 Garza Ave Anaheim, CA 92804-6336

Objective: Create suitable living environments

Outcome: Sustainability

Matrix Code: Public Services (General) (05)

National Objective: LMA

Initial Funding Date: 07/30/2010

Financing

Funded Amount: 50,000.00
Drawn Thru Program Year: 50,000.00
Drawn In Program Year: 50,000.00

Proposed Accomplishments

People (General) : 850
Total Population in Service Area: 3,880
Census Tract Percent Low / Mod: 69.60

Annual Accomplishments Accomplishment Narrative

Year # Benefitting

2010

Served over 4,811 persons with Social Services, senior programs, counseling, support services (programs by CAPOC), and Community Tax Day served 71 clients and received \$135,107 in Federal refunds and \$8,214 in State refunds and \$27,662 in Earned Income Tax Credits (EITC). Year-End: Served 5,305 persons with Social Services programs such as ESL Classes for adults, health screening for seniors, information & referrals for families: employment, housing, food and clothing, recreational and cultural programs for all ages, seniors meals & nutrition programs, WIC (women Infant & Children) Health Program. LF

PGM Year: 2010
Project: 0032 - Senior Nutrition Program/City of Yorba Linda
IDIS Activity: 1947 - Senior Nutrition Program/City of Yorba Linda

Status: Completed
Location: 4501 Casa Loma Avenue Yorba Linda, CA 92886
Objective: Create suitable living environments
Outcome: Availability/accessibility
Matrix Code: Senior Services (05A) **National Objective:** LMC

Initial Funding Date: 09/22/2010
Financing
 Funded Amount: 44,183.00
 Drawn Thru Program Year: 44,183.00
 Drawn In Program Year: 44,183.00

Proposed Accomplishments
 People (General) : 75

Actual Accomplishments

Number assisted:

	Owner		Renter		Total		Person	
	Total	Hispanic	Total	Hispanic	Total	Hispanic	Total	Hispanic
White:	0	0	0	0	0	0	707	94
Black/African American:	0	0	0	0	0	0	8	0
Asian:	0	0	0	0	0	0	84	0
American Indian/Alaskan Native:	0	0	0	0	0	0	8	0
Native Hawaiian/Other Pacific Islander:	0	0	0	0	0	0	0	0
American Indian/Alaskan Native & White:	0	0	0	0	0	0	0	0
Asian White:	0	0	0	0	0	0	0	0
Black/African American & White:	0	0	0	0	0	0	0	0
American Indian/Alaskan Native & Black/African American:	0	0	0	0	0	0	0	0
Other multi-racial:	0	0	0	0	0	0	0	0
Asian/Pacific Islander:	0	0	0	0	0	0	0	0
Hispanic:	0	0	0	0	0	0	0	0
Total:	0	0	0	0	0	0	807	94
Female-headed Households:	0		0		0			

Income Category:

	Owner	Renter	Total	Person
Extremely Low	0	0	0	466
Low Mod	0	0	0	182
Moderate	0	0	0	159
Non Low Moderate	0	0	0	0
Total	0	0	0	807
Percent Low/Mod				100.0%

Annual Accomplishments Accomplishment Narrative

Year # Benefiting

2010 807

Year-End: Served 10,494 meals to 807 low-moderate income unduplicated seniors during the first three quarters. If

PGM Year: 2010

Project: 0033 - Linkages Case Management Program/Council on Aging OC

IDIS Activity: 1948 - Linkages Case Management Program/Council on Aging OC

Status: Completed
Location: 1971 E. 4th Street, Ste. 200 Santa Ana, CA 92705

Objective: Create suitable living environments

Outcome: Availability/accessibility

Matrix Code: Senior Services (05A)

National Objective: LMC

Initial Funding Date: 07/30/2010

Financing
 Funded Amount: 19,876.00
 Drawn Thru Program Year: 19,876.00
 Drawn In Program Year: 19,876.00

Description:

Funds will be used to provide case management to the elderly, frail elderly, and disabled adults to help them remain safe at home.

Proposed Accomplishments

People (General) : 89

Actual Accomplishments

Number assisted:

	Owner		Renter		Total		Person	
	Total	Hispanic	Total	Hispanic	Total	Hispanic	Total	Hispanic
White:	0	0	0	0	0	0	40	5
Black/African American:	0	0	0	0	0	0	0	0
Asian:	0	0	0	0	0	0	2	0
American Indian/Alaskan Native:	0	0	0	0	0	0	0	0
Native Hawaiian/Other Pacific Islander:	0	0	0	0	0	0	0	0
American Indian/Alaskan Native & White:	0	0	0	0	0	0	0	0
Asian White:	0	0	0	0	0	0	0	0
Black/African American & White:	0	0	0	0	0	0	0	0
American Indian/Alaskan Native & Black/African American:	0	0	0	0	0	0	0	0
Other multi-racial:	0	0	0	0	0	0	0	0
Asian/Pacific Islander:	0	0	0	0	0	0	0	0
Hispanic:	0	0	0	0	0	0	0	0
Total:	0	0	0	0	0	0	42	5

Female-headed Households: 0

Income Category:

	Owner	Renter	Total	Person
Extremely Low	0	0	0	31
Low Mod	0	0	0	9
Moderate	0	0	0	2

Non Low Moderate 0 0 0 0
 Total 0 0 0 42
 Percent Low/Mod 100.0%

Annual Accomplishments Accomplishment Narrative

Year # Benefitting

2010 42

1st Quarter: Served 21 unduplicated clients by providing community service information and referrals for meals, transportation, assistive devices, home modification for safety and support and respite care for the family caregivers. If 12/9/10. Year End: Served 42 unduplicated clients. If 7/13/11

PGM Year: 2010

Project: 0034 - The Continuum Partners/Serving People In Need, Inc.

IDIS Activity: 1949 - The Continuum Partners/SPIN

Status: Open
Location: 151 Kalmus, H-2 Costa Mesa, CA 92626

Objective: Create suitable living environments
Outcome: Availability/accessibility
Matrix Code: Public Services (General) (05) National Objective: LMC

Initial Funding Date: 07/30/2010

Financing
 Funded Amount: 153,590.00
 Drawn Thru Program Year: 153,590.00
 Drawn In Program Year: 153,590.00

Proposed Accomplishments

People (General) : 250

Actual Accomplishments

Number assisted:

	Owner		Renter		Total		Person	
	Total	Hispanic	Total	Hispanic	Total	Hispanic	Total	Hispanic
White:	0	0	0	0	0	0	435	129
Black/African American:	0	0	0	0	0	0	115	11
Asian:	0	0	0	0	0	0	11	0
American Indian/Alaskan Native:	0	0	0	0	0	0	272	239
Native Hawaiian/Other Pacific Islander:	0	0	0	0	0	0	52	44
American Indian/Alaskan Native & White:	0	0	0	0	0	0	55	39
Asian White:	0	0	0	0	0	0	2	0
Black/African American & White:	0	0	0	0	0	0	0	0
American Indian/Alaskan Native & Black/African American:	0	0	0	0	0	0	1	0
Other multi-racial:	0	0	0	0	0	0	4	2
Asian/Pacific Islander:	0	0	0	0	0	0	0	0
Hispanic:	0	0	0	0	0	0	0	0
Total:	0	0	0	0	0	0	947	464
Female-headed Households:	0		0		0			

Income Category:

	Owner	Renter	Total	Person
Extremely Low	0	0	0	844
Low Mod	0	0	0	103
Moderate	0	0	0	0
Non Low Moderate	0	0	0	0
Total	0	0	0	947
Percent Low/Mod				100.0%

Annual Accomplishments

Year # Benefiting

2010 947

Accomplishment Narrative

1st Quarter: served 3 new low-income/homeless households. Clients received access to housing, supportive services and on-going case management. 2nd Quarter: served 665 new low-income/homeless households. 3rd Quarter: served 259 new low-income/homeless households. If 4/28/11 Year End: served a total of 947 clients providing vital basic needs such as housing, bus passess, mental health counseling, and case management. If

PGM Year: 2010

Project: 0035 - Emergency Cold Weather Shelter/City of Laguna Beach

IDIS Activity: 1950 - Emergency Cold Weather Shelter/City of Laguna Beach

Status: Completed

Location: 505 Forest Avenue Laguna Beach, CA 92651

Objective: Create suitable living environments

Outcome: Availability/accessibility

Matrix Code: Operating Costs of Homeless/AIDS Patients Programs (03T)

National Objective: LMC

Initial Funding Date: 07/30/2010

Financing

Funded Amount: 7,228.00

Drawn Thru Program Year: 7,228.00

Drawn In Program Year: 7,228.00

Proposed Accomplishments

People (General) : 50

Actual Accomplishments

Number assisted:

	Owner		Renter		Total		Person	
	Total	Hispanic	Total	Hispanic	Total	Hispanic	Total	Hispanic
White:	0	0	0	0	0	0	46	5
Black/African American:	0	0	0	0	0	0	2	0
Asian:	0	0	0	0	0	0	2	0
American Indian/Alaskan Native:	0	0	0	0	0	0	0	0
Native Hawaiian/Other Pacific Islander:	0	0	0	0	0	0	0	0
American Indian/Alaskan Native & White:	0	0	0	0	0	0	0	0
Asian White:	0	0	0	0	0	0	0	0
Black/African American & White:	0	0	0	0	0	0	0	0
American Indian/Alaskan Native & Black/African American:	0	0	0	0	0	0	0	0
Other multi-racial:	0	0	0	0	0	0	0	0

Asian/Pacific Islander: 0 0 0 0 0 0 0 0 0 0 0

Hispanic: 0 0 0 0 0 0 0 0 0 0 0

Total: 0 0 0 0 0 0 0 0 0 50 5

Female-headed Households: 0 0 0 0 0 0 0 0 0 0 0

Income Category:

	Owner	Renter	Total	Person
Extremely Low	0	0	0	50
Low Mod	0	0	0	0
Moderate	0	0	0	0
Non Low Moderate	0	0	0	0
Total	0	0	0	50
Percent Low/Mod				100.0%

Annual Accomplishments

Year	# Benefiting	Accomplishment Narrative
2010	50	1st Quarter: The City of Laguna Beach has submitted client data at the 4th quarter; however, with year 2 at alternate site location staff will submit minimum of 2 invoices (3rd & 4th quarters) which will be supported by client data. If 3/4/11 Year End: The emergency shelter in Laguna Beach opened on July 1, 2010 and by March 31, 2011, the City met its goal of providing services to 50 unduplicated people. LF 7/13/11

PGM Year: 2010

Project: 0036 - CDBG Administration/City of Yorba Linda

IDIS Activity: 1951 - CDBG Administration/City of Yorba Linda

Status: Open

Location: ,

Objective: ,

Outcome: ,

Matrix Code: General Program Administration (21A)

National Objective: ,

Initial Funding Date: 07/20/2010

Financing

Funded Amount:	29,455.00
Drawn Thru Program Year:	29,455.00
Drawn In Program Year:	29,455.00

Description:

Funds will be used for administrative costs for staff salaries and benefits of the City's Community Development Block Grant projects and programs.

Proposed Accomplishments

Year	# Benefiting	Accomplishment Narrative
2010	50	1st Quarter: The City of Laguna Beach has submitted client data at the 4th quarter; however, with year 2 at alternate site location staff will submit minimum of 2 invoices (3rd & 4th quarters) which will be supported by client data. If 3/4/11 Year End: The emergency shelter in Laguna Beach opened on July 1, 2010 and by March 31, 2011, the City met its goal of providing services to 50 unduplicated people. LF 7/13/11

PGM Year: 2010

Project: 0037 - OC Community Services Administration of Yorba Linda

IDIS Activity: 1952 - OC Community Services Admin of Yorba Linda

Status: Open

Location: ,

Objective: ,

Outcome: ,

Matrix Code: General Program Administration (21A) National Objective:

Description:

Funds will be used to support the City of Yorba Linda's CDBG activities.

Initial Funding Date: 07/20/2010

Financing

Funded Amount: 29,455.00

Drawn Thru Program Year: 14,235.13

Drawn In Program Year: 14,235.13

Proposed Accomplishments

Annual Accomplishments **Accomplishment Narrative**

Year # Benefitting

PGM Year: 2010

Project: 0038 - OC Community Services Administration of CDBG

IDIS Activity: 1953 - OC Community Services Admin of CDBG

Status: Open

Location: ,

Objective:

Outcome:

Matrix Code: General Program Administration (21A) National Objective:

Description:

County will use funds for overall program administration of HUD-Sponsored Urban County programs. Includes salaries, benefits, supplies, and materials.

Initial Funding Date: 07/20/2010

Financing

Funded Amount: 771,802.23

Drawn Thru Program Year: 629,745.59

Drawn In Program Year: 629,745.59

Proposed Accomplishments

Annual Accomplishments **Accomplishment Narrative**

Year # Benefitting

PGM Year: 2010

Project: 0041 - Fair Housing Education, Counseling, and Enforcement/OC Fair Housing Council, Inc.

IDIS Activity: 1956 - Fair Housing Education, Counseling, and Enforcement

Status: Open

Location: ,

Objective:

Outcome:

Matrix Code: Fair Housing Activities (subject to 20% Admin Cap) (21D) National Objective:

Description:

Funds will be used to provide fair housing education, counseling, enforcement services, and landlord-tenant counseling to households regarding fair housing laws or alleged discrimination.

Initial Funding Date: 07/30/2010

Financing

Funded Amount: 68,000.00

Drawn Thru Program Year: 68,000.00

Drawn In Program Year: 68,000.00

Proposed Accomplishments

PR03 - ORANGE COUNTY

Annual Accomplishments Accomplishment Narrative

Year # Benefitting

PGM Year: 2011

Project: 0039 - ADA Compliance-Barrier Removal-City of Yorba Linda

IDIS Activity: 1963 - ADA Compliance-Barrier Removal-City of Yorba Linda

Status: Open

Location: 4845 Casa Loma Ave Yorba Linda, CA 92886-3364

Objective: Create suitable living environments
Outcome: Availability/accessibility

Matrix Code: Public Facilities and Improvement (General) (03) **National Objective:** LMC

Initial Funding Date: 03/04/2011

Financing
 Funded Amount: 104,758.00
 Drawn Thru Program Year: 0.00
 Drawn In Program Year: 0.00

Description:
 Funds will be used to retrofit several public areas in City Hall that require upgrades in order to comply with ADA Title II regulations.

Proposed Accomplishments

Public Facilities : 1

Actual Accomplishments

Number assisted:

	Owner		Renter		Total	
	Total	Hispanic	Total	Hispanic	Total	Hispanic
White:	0	0	0	0	0	0
Black/African American:	0	0	0	0	0	0
Asian:	0	0	0	0	0	0
American Indian/Alaskan Native:	0	0	0	0	0	0
Native Hawaiian/Other Pacific Islander:	0	0	0	0	0	0
American Indian/Alaskan Native & White:	0	0	0	0	0	0
Asian White:	0	0	0	0	0	0
Black/African American & White:	0	0	0	0	0	0
American Indian/Alaskan Native & Black/African American:	0	0	0	0	0	0
Other multi-racial:	0	0	0	0	0	0
Asian/Pacific Islander:	0	0	0	0	0	0
Hispanic:	0	0	0	0	0	0
Total:	0	0	0	0	0	0
Female-headed Households:	0		0		0	

Income Category:

	Owner	Renter	Total	Person
Extremely Low	0	0	0	0
Low Mod	0	0	0	0
Moderate	0	0	0	0
Non Low Moderate	0	0	0	0

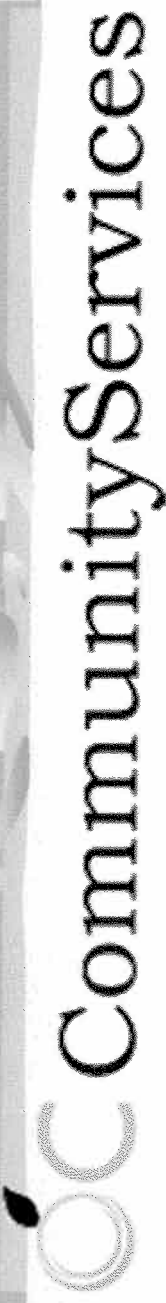
Total 0 0 0 0

Percent Low/Mod

Annual Accomplishments
Year # Benefiting

Accomplishment Narrative

Total Funded Amount: \$59,073,454.34
 Total Drawn Thru Program Year: \$57,567,074.02
 Total Drawn In Program Year: \$5,083,098.08




Program Year 2010-11
Consolidated Annual Performance
and Evaluation Report

E. ESG PROGRAM FINANCIAL
SUMMARY

IDIS-PR12 REPORT

U.S. Department of Housing and Urban Development
 Office of Community Planning and Development
 Integrated Disbursement and Information System
 ESG Program Financial Summary
 For Fiscal Year : 2010
 ORANGE COUNTY,CA

Grantee Name	Grant Amount	Committed Amount	Disbursed Amount
ORANGE COUNTY, CA	\$165,631.00	\$165,304.66	\$165,170.28
Total for LOS ANGELES :	\$165,631.00	\$165,304.66	\$165,170.28
Total for ESG Program :	\$165,631.00	\$165,304.66	\$165,170.28



Program Year 2010-11

Consolidated Annual Performance
and Evaluation Report

F. ESG SUMMARY OF ACTIVITIES

IDIS-PR19 REPORT

Select all Activities for plan year: 2010

Project Title	Project Number	Plan Year	Grantee Project ID
Armory Shelter Program/Mercy House	28	2010	KE10943

Summary of Associated Activities:

Activity type	Activity Number	Activity Name	Committed	Drawn	Balance	Initial Funding Date	Status	Completion Date
Homeless Assistance	1943	Armory Shelter Program/Mercy House	157,349.00	157,349.00	0.00	07-30-2010	Open	
Total			<u>157,349.00</u>	<u>157,349.00</u>	<u>0.00</u>			

Select all Activities for plan year: 2010

Project Title	Project Number	Plan Year	Grantee Project ID
OC Community Services Administration of ESG	39	2010	KE10954

Summary of Associated Activities:

Activity type	Activity Number	Activity Name	Committed	Drawn	Balance	Initial Funding Date	Status	Completion Date
Administration	1954	OC Community Services Admin of ESG	8,282.00	8,282.00	0.00	07-20-2010	Open	
Total			8,282.00	8,282.00	0.00			

Select all Activities for plan year: 2010

Project Title	Project Number	Plan Year	Grantee Project ID
Armory Shelter Program/Mercy House	28	2010	KE10943
Activity Number: 1943			Activity Name: Armory Shelter Program/Mercy House
ESG Activity type: Homeless Assistance			Grantee Activity ID: KE10943

Activity Overview:

ESG Amount Funded: 157,349.00
ESG Amount Drawn to date: 157,349.00
Initial Funding Date: 07-30-2010
Status: Open

Completion date:

Organization carrying out the activity: no

Is organization community based: no

Performance Objective: Provide decent affordable housing

Performance Outcome: Availability/accessibility

Services Provided:

Emergency Shelter Facilities

Beneficiary Information:

White:	245	71
Black/African American:	48	0
Asian:	10	1
American Indian/Alaskan Native:	52	48
Native Hawaiian/Other Pacific Islander:	7	0
American Indian/Alaskan Native & White:	0	0
Asian & White:	0	0
Black/African American & White:	0	0
Amer. Indian/Alaskan Native & Black/African Amer.:	0	0
Other multi-racial:	4	0
Asian/Pacific Islander:	0	0
Hispanic:	0	0
Total:	366	120

Accomplishment Narrative:
 1st Quarter: Program is estimated to start in December 2010 data will be collected for 2nd Quarter GPR- If 12/8/10 Dec./Jan. During Dec. and Jan. served 366 unduplicated clients. LF

Select all Activities for plan year: 2010

IDIS Activity ID: 1943 Continued...

Persons Served with Financial Assistance:

Annual Number of Adults Served: 0
 Annual Number of Children Served: 0

Persons Served with Non-Financial Assistance:

Annual Number of Adults and Children Served: 0

Number Served with Financial Assistance by Housing Type:

Barracks: 366
 Group/Large House: 0
 Scattered Site Apartment: 0
 Single Family Detached House: 0
 Single Room Occupancy: 0
 Mobile Home/Trailer: 0
 Hotel/Motel: 0
 Other: 0
Total: 366

Subpopulation Served:

Chronically Homeless: 0
 Severely Mentally Ill: 0
 Chronic Substance Abuse: 0
 Other Disability: 0
 Veterans: 0
 Persons with HIV/AIDS: 0
 Victims of Domestic Violence: 0
 Elderly: 0

Financial Summary Data:

Conversion: 0
 Major Rehabilitation: 0
 Renovation: 0
 Operations: 0
 Essential Services: 0
Total: 0

Other Funds:

Other HUD Funds: 0
 Other Federal Funds: 0
 State Government: 0
 Local Government: 477,295
 Private Funds: 0
 Other: 0
 Fee: 0
Total: 0

Select all Activities for plan year: 2010

Project Title	Project Number	Plan Year	Grantee Project ID
OC Community Services Administration of ESG	39	2010	KE10954
Activity Number: 1954			Activity Name: OC Community Services Admin of ESG
ESG Activity type: Administration			Grantee Activity ID: KE10954

Financial Information:

ESG Amount Funded: 8,282.00

ESG Amount Drawn to date: 8,282.00

Initial Funding Date: 07-20-2010

Status: Open

Completion date:

Select all Activities for plan year: 2010

ESG Activity type: Administration Plan Year: 2010


Financial Information:

ESG Amount Funded: 8,282.00

ESG Amount Drawn to date: 8,282.00

Select all Activities for plan year: 2010

ESG Activity type:	Homeless Assistance	Plan Year:	2010
Activity Overview:			
ESG Amount Funded:	157,349.00		
ESG Amount Drawn to date:	157,349.00		
Beneficiary Information:			
White:	245	71	0
Black/African American:	48	0	0
Asian:	10	1	0
American Indian/Alaskan Native:	52	48	0
Native Hawaiian/Other Pacific Islander:	7	0	0
American Indian/Alaskan Native & White:	0	0	0
Asian & White:	0	0	0
Black/African American & White:	0	0	0
Amer. Indian/Alaskan Native & Black/African Amer.:	0	0	0
Other multi-racial:	4	0	0
Asian/Pacific Islander:	0	0	0
Hispanic:	0	0	0
Total:	366	120	0
Persons Served with Financial Assistance:			
Annual Number of Adults Served:	0		
Annual Number of Children Served:	0		
Persons Served with Non-Financial Assistance:			
Annual Number of Adults and Children Served:	0		
Number Served with Financial Assistance by Housing Type:			
Barracks:	366		
Group/Large House:	0		
Scattered Site Apartment:	0		
Single Family Detached House:	0		
Single Room Occupancy:	0		
Mobile Home/Trailer:	0		
Hotel/Motel:	0		
Other:	0		
Total:	366		
Subpopulation Served:			
Chronically Homeless:			0
Severely Mentally Ill:			0
Chronic Substance Abuse:			0
Other Disability:			0
Veterans:			0
Persons with HIV/AIDS:			0
Victims of Domestic Violence:			0
Elderly:			0
Financial Summary Data:			
Conversion:			0
Major Rehabilitation:			0
Renovation:			0
Operations:			0
Essential Services:			0
Total:			0
Other Funds			
Other HUD Funds:			0
Other Federal Funds:			0
State Government:			0
Local Government:		477,295	0
Private Funds:			0
Other:			0



Program Year 2010-11
Consolidated Annual Performance
and Evaluation Report

G. SUMMARY OF CONSOLIDATED
PLAN PROJECTS FOR REPORT YEAR
2010-11
IDIS-PR06 REPORT

U.S. DEPARTMENT OF HOUSING AND URBAN DEVELOPMENT
 OFFICE OF COMMUNITY PLANNING AND DEVELOPMENT
 PR06 - Summary of Consolidated Plan Projects for Report Year

IDIS
 Plan IDIS Year Project Project Title and Description

Year	Project Title and Description	Program	Project Estimate	Committed Amount	Amount Drawn Thru Report Year	Amount Available to Draw	Amount Drawn in Report Year
2010	Housing Rehabilitation Program/City of Stanton	CDBG	\$80,250.00	\$80,250.00	\$75,250.00	\$5,000.00	\$75,250.00
	Funds will be used to provide a 50% matching grant of up to \$5,000 for low and very-low income homeowners to be used in owner occupied and single family residence's exterior improvements, or to address home life safety issues.						
2	OC Community Services/Neighborhood Preservation Program	CDBG	\$159,000.00	\$402,907.15	\$402,907.15	\$0.00	\$402,907.15
	Funds will be used to provide single-family rehabilitation loans and grants to income-qualified individuals residing in the County's unincorporated areas and participating cities.						
3	Leisure World Bathroom Accessibility Program/City of Seal Beach	CDBG	\$210,000.00	\$210,000.00	\$208,843.46	\$1,156.54	\$208,843.46
	Funds will be used to provide grants for seniors to improve bathroom accessibility and safety by converting tub/shower into an accessible shower stall						
4	Aliso Meadows Rehabilitation Project/City of Laguna Hills	CDBG	\$210,000.00	\$210,000.00	\$209,973.72	\$26.28	\$209,973.72
	Funds will be used to continue extensive exterior repairs to units of very-low and low to moderate-income owner-occupied and rental units.						
5	Housing Rehabilitation/City of Placentia	CDBG	\$159,000.00	\$159,000.00	\$61,467.01	\$97,532.99	\$61,467.01
	Funds will be used to provide housing rehabilitation grants to income-eligible single-family property owners. Construction will include exterior improvements of homes and mobile units.						
6	Single-Family Rehabilitation/City of Brea	CDBG	\$210,000.00	\$207,865.72	\$149,029.33	\$58,836.39	\$149,029.33
	Funds will be used for rehabilitation of single-family low/very-low income owner occupied residences. Construction will include interior and exterior improvements to homes and mobile home units.						
7	Lemon/Lime Rental Rehab/City of Cypress	CDBG	\$159,000.00	\$45,431.47	\$45,431.47	\$0.00	\$45,431.47
	Funds will be used to rehabilitate three (3) rental 4-plexes up to \$35,000 in the form of a low or no-interest loan with payment deferred until the property is sold or refinanced.						
8	Single-Family Rehabilitation Prg/City of Cypress	CDBG	\$107,000.00	\$157,000.00	\$156,741.90	\$258.10	\$156,741.90
	Funds will be used to augment the Home Enhancement Loan Program resources, which provides deferred payment and forgivable loans to income-qualified homeowners.						
9	Energy Efficient Improvements/City of Laguna Woods	CDBG	\$133,750.00	\$0.00	\$0.00	\$0.00	\$0.00
	Funds will be used to provide energy efficiency improvement grants to qualified low and moderate-income for senior owner-occupied units. Construction will include interior and exterior improvements.						

U.S. DEPARTMENT OF HOUSING AND URBAN DEVELOPMENT
 OFFICE OF COMMUNITY PLANNING AND DEVELOPMENT
 PR06 - Summary of Consolidated Plan Projects for Report Year

IDIS

Plan IDIS Year Project	Project Title and Description	Program	Project Estimate	Committed Amount	Amount Drawn Thru Report Year	Amount Available to Draw	Amount Drawn in Report Year
2010 10	Neighborhood Improvement Program/City of Yorba Linda	CDBG	\$87,034.00	\$75,000.00	\$64,532.00	\$10,468.00	\$64,532.00
11	Multi-Family Rehab/City of Yorba Linda	CDBG	\$104,424.00	\$15,000.00	\$0.00	\$15,000.00	\$0.00
12	Placentia Hope Project/Colette's Children's Home	CDBG	\$56,887.00	\$52,800.00	\$50,530.50	\$2,269.50	\$50,530.50
13	Placentia Hope Project/Colette's Children's Home	CDBG	\$52,117.00	\$54,300.00	\$35,357.50	\$18,942.50	\$35,357.50
14	Placentia Hope Project/Colette's Children's Home	CDBG	\$88,156.00	\$86,360.00	\$77,835.50	\$8,524.50	\$77,835.50
15	Van Buren Street Improvement Project/City of Placentia	CDBG	\$133,750.00	\$131,798.61	\$131,798.61	\$0.00	\$131,798.61
16	Ash Street Alley Improvement Project/City of Brea	CDBG	\$236,033.00	\$236,033.00	\$103,059.99	\$132,973.01	\$103,059.99
17	DeLong/Watson/Crescent Sewer Capacity Imprv./City of Cypress	CDBG	\$225,750.00	\$225,750.00	\$215,196.73	\$10,553.27	\$215,196.73


Plan Year	IDIS	Project Title and Description	Project	Program	Project Estimate	Committed Amount	Amount Drawn Thru Report Year	Amount Available to Draw	Amount Drawn in Report Year
2010	18	Neighborhood Facilities Improvement Project/City of Placentia		CDBG	\$262,500.00	\$262,500.00	\$9,566.41	\$252,933.59	\$9,566.41
		Funds will be used to provide renovation and improvements to three (3) neighborhood facilities in Placentia's low-income neighborhoods. Improvements include upgrades to restroom facilities, improved lighting, new doors and entry ways, and replace flooring.							
19		El Modena Community Center Improvements/OC Community Services		CDBG	\$210,000.00	\$210,000.00	\$9,980.96	\$200,019.04	\$9,980.96
		Funds will be used to reconstruct the interior and exterior of the Community Center, such as, construction of handicapped access pathways, new sidewalks, new energy efficient windows, exterior painting and exterior fencing.							
20		Residential Street Improvement Project/City of Stanton		CDBG	\$278,250.00	\$278,250.00	\$278,205.44	\$44.56	\$278,205.44
		Funds will be used to remove existing pavement and reconstruct over 14,000 linear feet from Jane Way to Brittany Lane streets in the City of Stanton.							
21		Phase III Design of Exterior ADA Improvements at City Hall/Library Site/City of Laguna Woods		CDBG	\$29,960.00	\$29,934.90	\$29,934.90	\$0.00	\$29,934.90
		Funds will be used to identify the remaining exterior architectural barriers at the Laguna Woods city Hall/Library							
22		Apartment Row Alley Street/City of Los Alamitos		CDBG	\$210,000.00	\$210,000.00	\$6,489.54	\$203,510.46	\$6,489.54
		Funds will be used to replace the deteriorated alleys between Los Alamitos Blvd. and Lexington from Farquhar to Katella in the Apartment Row area.							
23		LaSalle/Belmont/Lincoln Sewer Improvement/City of Cypress		CDBG	\$169,600.00	\$169,600.00	\$53,996.65	\$115,603.35	\$53,996.65
		Funds will be used to repair 330 lf of sewer line in the 8600 block of LaSalle St.; 350 lf of damaged sewer line located in the 8500 block of Belmont St.; and 330 lf of sewer line in the 6200 block of Lincoln Ave.							
24		Florence Sylvester Senior Center Project/City of Laguna Hills		CDBG	\$55,640.00	\$55,640.00	\$53,669.00	\$1,971.00	\$53,669.00
		Funds will be used to remove and dispose two common walls within the center, frame and install two air walls to establish a designated storage area, install new carpeting, replace baseboards and paint the interior of the Center.							
25		Iglesia Park Community Center Renovation/City of Aliso Viejo		CDBG	\$367,500.00	\$357,225.88	\$357,225.88	\$0.00	\$357,225.88
		Funds will be used to renovate public restroom with improvements such as ADA compliance, plumbing, replacement of existing stall partitions, ceramic wall and floor tile, urinals, toilets, sinks, and lighting.							
26		Linear Park Construction Project/City of Stanton		CDBG	\$69,550.00	\$69,550.00	\$69,550.00	\$0.00	\$69,550.00
		Funds will be used for improvements to the Linear Park Public Facility. Improvements include construction of a block wall, irrigation, and lighted bollards.							

Plan IDIS Year Project	Project Title and Description	Program	Project Estimate	Committed Amount	Amount Drawn Thru Report Year	Amount Available to Draw	Amount Drawn in Report Year
2010 27	Armory Shelter Program/Mercy House	CDBG	\$260,942.00	\$301,623.00	\$301,445.60	\$177.40	\$301,445.60
28	Armory Shelter Program/Mercy House	ESG	\$157,349.00	\$157,349.00	\$157,349.00	\$0.00	\$157,349.00
29	Midway City Community Services and Education Center/Abrazar	CDBG	\$50,000.00	\$50,000.00	\$50,000.00	\$0.00	\$50,000.00
30	EI Modena Family Resource Center/CAPOC	CDBG	\$50,000.00	\$50,000.00	\$50,000.00	\$0.00	\$50,000.00
31	Anaheim Independencia Family Resource Center/CAPOC	CDBG	\$50,000.00	\$50,000.00	\$50,000.00	\$0.00	\$50,000.00
32	Senior Nutrition Program/City of Yorba Linda	CDBG	\$44,183.00	\$44,183.00	\$44,183.00	\$0.00	\$44,183.00
33	Linkages Case Management Program/Council on Aging OC	CDBG	\$19,876.00	\$19,876.00	\$19,876.00	\$0.00	\$19,876.00
34	The Continuum Partners/Serving People in Need, Inc.	CDBG	\$153,590.00	\$153,590.00	\$153,590.00	\$0.00	\$153,590.00
35	Emergency Cold Weather Shelter/City of Laguna Beach	CDBG	\$7,228.00	\$7,228.00	\$7,228.00	\$0.00	\$7,228.00

U.S. DEPARTMENT OF HOUSING AND URBAN DEVELOPMENT
 OFFICE OF COMMUNITY PLANNING AND DEVELOPMENT
 PR06 - Summary of Consolidated Plan Projects for Report Year

IDIS

Plan IDIS Year Project	Project Title and Description	Program	Project Estimate	Committed Amount	Amount Drawn Thru Report Year	Amount Available to Draw	Amount Drawn in Report Year
2010 36	CDBG Administration/City of Yorba Linda	CDBG	\$29,455.00	\$29,455.00	\$29,455.00	\$0.00	\$29,455.00
	Funds will be used for administrative costs for staff salaries and benefits of the City's Community Development Block Grant projects and programs.						
37	OC Community Services Administration of Yorba Linda	CDBG	\$29,455.00	\$29,455.00	\$14,235.13	\$15,219.87	\$14,235.13
	Funds will be used to support the City of Yorba Linda's CDBG activities.						
38	OC Community Services Administration of CDBG	CDBG	\$775,090.00	\$771,802.23	\$629,745.59	\$142,056.64	\$629,745.59
	County will use funds for overall program administration of HUD-Sponsored Urban County programs. Includes salaries, benefits, supplies, and materials.						
39	OC Community Services Administration of ESG	ESG	\$8,282.00	\$8,282.00	\$8,282.00	\$0.00	\$8,282.00
	County will use funds for overall program administration of HUD-Sponsored Urban County programs. Includes salaries, benefits, supplies, and materials.						
40	OC Community Services Administration of HOME	HOME	\$190,631.00	\$197,983.92	\$0.00	\$197,983.92	\$0.00
	County will use funds for overall program administration of HUD-Sponsored Urban County programs. Includes salaries, benefits, supplies, and materials.						
41	Fair Housing Education, Counseling, and Enforcement/OC Fair Housing Council, Inc.	CDBG	\$68,000.00	\$68,000.00	\$68,000.00	\$0.00	\$68,000.00
	Funds will be used to provide fair housing education, counseling, enforcement services, and landlord-tenant counseling to households regarding fair housing laws or alleged discrimination.						
42	OC Community Services CHDO Set Aside	HOME	\$260,148.00	\$0.00	\$0.00	\$0.00	\$0.00
	15% of total HOME allocation set-aside for Community Housing Development Organizations (CHDO's) will be used for affordable housing.						
43	Fair Housing Education, Counseling, and Enforcement/OC Fair Housing Council, Inc.	CDBG	\$68,000.00	\$0.00	\$0.00	\$0.00	\$0.00
	Funds will be used to provide fair housing education, counseling, enforcement services, and landlord-tenant counseling to households regarding fair housing laws or alleged discrimination.						
44	City of Yorba Linda - TBD	CDBG	\$110,000.00	\$0.00	\$0.00	\$0.00	\$0.00
	City of Yorba Linda will allocate these funds to a CDBG project that has not been identified.						
45	OCCS Affordable Housing - HOME	HOME	\$1,300,737.75	\$3,684,394.30	\$1,100,000.00	\$2,584,394.30	\$1,100,000.00
	County will use funds for development of housing opportunities.						



Program Year 2010-11
Consolidated Annual Performance
and Evaluation Report

H. STATUS OF HOME ACTIVITIES


IDIS-PR22 REPORT

IDIS

U.S. DEPARTMENT OF HOUSING AND URBAN DEVELOPMENT
 OFFICE OF COMMUNITY PLANNING AND DEVELOPMENT
 PR22 (2 of 3) - Status of HOME Activities - Entitlement

DATE: 9/1/2011
 TIME: 6:52:49 pm
 PAGE: 1/1

Activity Type	IDIS Activity	Activity Address	Activity Status	Status Date	Total Home Units	Home Commit Date	Committed Amount	Drawn Amount	PCT
NEW CONSTRUCTION	1896	9051 WEST KATELLA AVENUE , STANTON CA, 90680	Canceled	02/04/11	11	11 09/06/06	\$0.00	\$0.00	0.00%
	1957	Irvine Blvd. between Sand Canyon /Jeffrey Rd. , Irvine CA, 92618	Open	08/05/11	56	56 05/27/10	\$2,800,000.00	\$2,711,759.06	96.85%
	1958	845 Baker St , Costa Mesa CA, 92626	Open	06/07/11	53	11 07/20/10	\$792,500.00	\$150.08	0.02%
	1959	2350 South El Camino Real , San Clemente CA, 92672	Open	06/07/11	76	11 07/20/10	\$1,702,400.00	\$200.11	0.01%
	2000	Buena Vista and Orange-Olive , Orange CA, 92865	Open	07/14/11	17	11 04/11/11	\$1,684,394.30	\$1,534,394.00	91.09%
REHABILITATION	1113	601 E Birch Street , Brea CA, 92821	Completed	11/08/10	1	1 07/01/99	\$10,000.00	\$10,000.00	100.00%
	1115	5700 Carbon Canyon Rd Spc 1 , Brea CA, 92823	Completed	12/07/10	1	1 07/01/99	\$19,999.00	\$19,999.00	100.00%
ACQUISITION ONLY	959	8142 Bishop Ave , Midway City CA, 92655	Completed	12/14/10	10	10 07/01/98	\$500,770.50	\$500,770.50	100.00%
	1960	6122 Lincoln Ave , Cypress CA, 90630	Open	09/27/10	11	11 09/27/10	\$481,369.32	\$0.00	0.00%
ACQUISITION AND NEW CONSTRUCTION	1310	920 Talolla St , Placentia CA, 92870	Completed	03/03/11	2	2 01/03/02	\$142,639.99	\$142,639.99	100.00%
	1471	LAMBERT AND VALENCIA , BREA CA, 92821	Open	07/02/10	94	11 08/28/03	\$2,300,000.00	\$2,196,534.69	95.50%
	2002	9602 Ball Rd , Anaheim CA, 92804	Open	05/23/11	29	11 05/23/11	\$2,000,000.00	\$0.00	0.00%



Program Year 2010-11
Consolidated Annual Performance
and Evaluation Report

J. CDBG-R REPORT

IDIS-PR50 REPORT

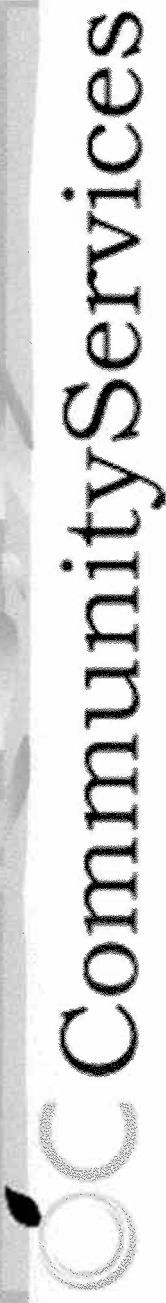


Office of Community Planning and Development
U.S. Department of Housing and Urban Development
Integrated Disbursement and Information System

DATE: 09-01-11
TIME: 19:02
PAGE: 1

Expenditure Report
Use of CDBG-R Funds by ORANGE COUNTY, CA
from 7/1/2009 to 6/30/2010

Matrix Code	Activity Group	Matrix Code Name	Disbursements	Percent of Total
03J	PI	Water/Sewer Improvements	299,460.00	29.45%
03K	PI	Street Improvements	380,528.76	37.42%
03L	PI	Sidewalks	250,000.00	24.58%
Subtotal for : Public Facilities and Improvements			929,988.76	91.45%
21A	AP	General Program Administration	86,973.11	8.55%
Subtotal for : General Administration and Planning			86,973.11	8.55%
Total Disbursements			1,016,961.87	100.00%



Program Year 2010-11

Consolidated Annual Performance
and Evaluation Report

K. CDBG-R ACTIVITY SUMMARY
REPORT

IDIS-PR03 REPORT



U.S. Department of Housing and Urban Development
Office of Community Planning and Development
Integrated Disbursement and Information System
CDBG-R Activity Summary Report (GPR) for Program Year 2010
ORANGE COUNTY

Date: 01-Sep-2011
Time: 19:21
Page: 1

PGM Year: 1994
Project: 0002 - CONVERTED CDBG ACTIVITIES
IDIS Activity: 2 - CDBG COMMITTED FUNDS ADJUSTMENT

Status: Open
Location: ,
Objective:
Outcome:
Matrix Code: General Program Administration (21A) **National Objective:**

Initial Funding Date: 01/01/0001

Financing
 Funded Amount: 0.00
 Drawn Thru Program Year: 0.00
 Drawn In Program Year: 0.00

Proposed Accomplishments

Annual Accomplishments	Accomplishment Narrative
Year	# Benefitting

PGM Year: 2009
Project: 0010 - MADRONA AVE. ALLEY IMPROVEMENT PROJECT-CITY OF BREA
IDIS Activity: 1849 - MADRONA AVE. ALLEY IMPROVEMENT-BREA

Status: Completed
Location: DATE AND ELM STREETS BREA, CA 92821
Objective: Create economic opportunities
Outcome: Sustainability
Matrix Code: Street Improvements (03K) **National Objective:** LMA

Initial Funding Date: 10/22/2009
Financing
 Funded Amount: 134,353.76
 Drawn Thru Program Year: 134,353.76
 Drawn In Program Year: 0.00

Description:
 FUNDS WILL BE USED FOR THE RECONSTRUCTION OF ALLEY INCLUDING: REPLACING ASPHALT, ADDING A "V" GUTTER, ADJUSTING GRADE TO IMPROVE DRAINAGE AND RECONSTRUCTING DRIVEWAY APPROACH.

Proposed Accomplishments

People (General) : 1,004
 Total Population in Service Area: 1,741
 Census Tract Percent Low / Mod: 58.50

Annual Accomplishments	Accomplishment Narrative
Year	# Benefitting

2009
 Year End: The project goals were extended due to the bids turned in and a savings made and the success of being able to rehabilitate a second alley for the same amount awarded. Total people served 1004. LF 7/23/10

PGM Year: 2009

Project: 0015 - PEDESTRIAN ACCESSIBILITY PROJECT-CITY OF PLACENTIA

IDIS Activity: 1854 - PEDESTRIAN ACCESSIBILITY PROJECT-PLACENT

Status: Completed
Location: CITYWIDE PLACENTIA, CA 92870

Objective: Create suitable living environments
Outcome: Availability/accessibility
Matrix Code: Sidewalks (03L)

National Objective: LMA

Initial Funding Date: 10/22/2009

Financing
Funded Amount: 250,000.00
Drawn Thru Program Year: 250,000.00
Drawn In Program Year: 0.00

Proposed Accomplishments

People (General) : 5,150
Total Population in Service Area: 8,132
Census Tract Percent Low / Mod: 63.30

Annual Accomplishments Accomplishment Narrative

Year # Benefitting
2009

Year End: The City constructed 33 curb ramps, repaired 18,842 sq. ft. of sidewalk and constructed 282 In. ft. curb and gutter. LF 8/13/10

PGM Year: 2009

Project: 0016 - DRAINAGE IMPROVEMENT PROGRAM-CITY OF STANTON

IDIS Activity: 1855 - DRAINAGE IMPROVEMENT PROGRAM-STANTON

Status: Completed
Location: SANTA ROSALIA AVENUE BETWEEN CERRITOS AVENUE AND SANTA CATALINA AVENUE STANTON, CA 90870

Objective: Create suitable living environments
Outcome: Availability/accessibility
Matrix Code: Street Improvements (03K)

National Objective: LMA

Initial Funding Date: 10/22/2009

Financing
Funded Amount: 100,000.00
Drawn Thru Program Year: 100,000.00
Drawn In Program Year: 0.00

Proposed Accomplishments

People (General) : 1,583
Total Population in Service Area: 2,366
Census Tract Percent Low / Mod: 66.90

Annual Accomplishments Accomplishment Narrative

Year # Benefitting

Year End: The project has alleviated a flooding and health issue in the affected area. 1,600 sq.ft. of curb and gutter were constructed and 2,366 residents were assisted, 1,583 of which were of low and moderate income. LF 7/23/10

PGM Year: 2009

Project: 0017 - FLOOD PREVENTION PROGRAM-CITY OF STANTON

IDIS Activity: 1856 - FLOOD PREVENTION PROGRAM-CITY OF STANTON

Status: Completed
Location: HOLLENBECK PARK AREA STANTON, CA 90680

Objective: Create suitable living environments
Outcome: Availability/accessibility
Matrix Code: Water/Sewer Improvements (03J) National Objective: LMA

Initial Funding Date: 10/22/2009

Financing
Funded Amount: 299,460.00
Drawn Thru Program Year: 299,460.00
Drawn In Program Year: 52,147.80

Proposed Accomplishments

People (General) : 3,309
Total Population in Service Area: 5,393
Census Tract Percent Low / Mod: 61.40

Annual Accomplishments **Accomplishment Narrative**

Year # Benefitting

2009

Year End- The project is complete as all three storm drains have been constructed. These include the storm drains on Ramblewood St., Jane Way and Santa Rosalia. 5393 persons have been assisted, 3309 of which are low/mod income. Additionally, 1180 lineal feet of storm drain have been constructed and 5 catch basins. lf 12/11

PGM Year: 2009

Project: 0044 - CITYWIDE WHEELCHAIR RAMP RETROFIT PROGRAM

IDIS Activity: 1886 - CITYWIDE WHEELCHAIR RAMP RETROFIT PRG

Status: Completed
Location: CITYWIDE YORBA LINDA, CA 92886

Objective: Create suitable living environments
Outcome: Availability/accessibility
Matrix Code: Street Improvements (03K) National Objective: LMC

Initial Funding Date: 10/22/2009

Financing
Funded Amount: 66,175.00
Drawn Thru Program Year: 66,175.00
Drawn In Program Year: 66,175.00

Proposed Accomplishments

People (General) : 10

Description:
FUNDS WILL BE USED FOR THE CONSTRUCTION OF 15 WHEELCHAIR RAMPS THROUGHOUT THE CITY FOR ADA COMPLIANCE.
THIS PROJECT WILL CREATE APPROXIMATELY 10 JOBS.

Actual Accomplishments

Number assisted:

	Owner		Renter		Total		Person	
	Total	Hispanic	Total	Hispanic	Total	Hispanic	Total	Hispanic
White:	0	0	0	0	0	0	17	2
Black/African American:	0	0	0	0	0	0	0	0
Asian:	0	0	0	0	0	0	2	0
American Indian/Alaskan Native:	0	0	0	0	0	0	0	0
Native Hawaiian/Other Pacific Islander:	0	0	0	0	0	0	0	0
American Indian/Alaskan Native & White:	0	0	0	0	0	0	0	0
Asian White:	0	0	0	0	0	0	0	0
Black/African American & White:	0	0	0	0	0	0	0	0
American Indian/Alaskan Native & Black/African American:	0	0	0	0	0	0	0	0
Other multi-racial:	0	0	0	0	0	0	0	0
Asian/Pacific Islander:	0	0	0	0	0	0	0	0
Hispanic:	0	0	0	0	0	0	0	0
Total:	0	0	0	0	0	0	19	2

Female-headed Households: 0

Income Category:

	Owner	Renter	Total	Person
Extremely Low	0	0	0	2
Low Mod	0	0	0	3
Moderate	0	0	0	14
Non Low Moderate	0	0	0	0
Total	0	0	0	19
Percent Low/Mod				100.0%

Annual Accomplishments

Year # Benefitting

2010 19

Accomplishment Narrative

1st Quarter: 21 wheelchair ramps completed along Prospect Ave., Santa Fe St., Foley Drive, and Briarhill Drive. LF 12/9/10 Year End: 23 wheelchair ramps were completed along Prospect Ave, Santa Fe St., Foley Drive, and Briarhill Drive. If

PGM Year: 2009

Project: 0053 - CDBG-R Admin

IDIS Activity: 1903 - CDBG-R Admin

Status: Open

Location: ,

Objective:

Outcome:

Matrix Code: General Program Administration (21A) National Objective:

Initial Funding Date: 10/22/2009

Description:

Financing

Funded Amount: 109,122.00

Drawn Thru Program Year: 86,940.08

PR03 - ORANGE COUNTY

Drawn In Program Year: 51,007.25

Proposed Accomplishments

Annual Accomplishments **Accomplishment Narrative**

Year # Benefitting

Total Funded Amount: \$959,110.76
Total Drawn Thru Program Year: \$936,928.84
Total Drawn In Program Year: \$169,330.05